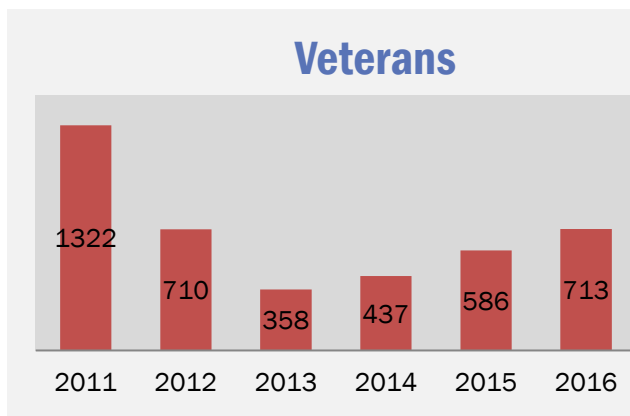
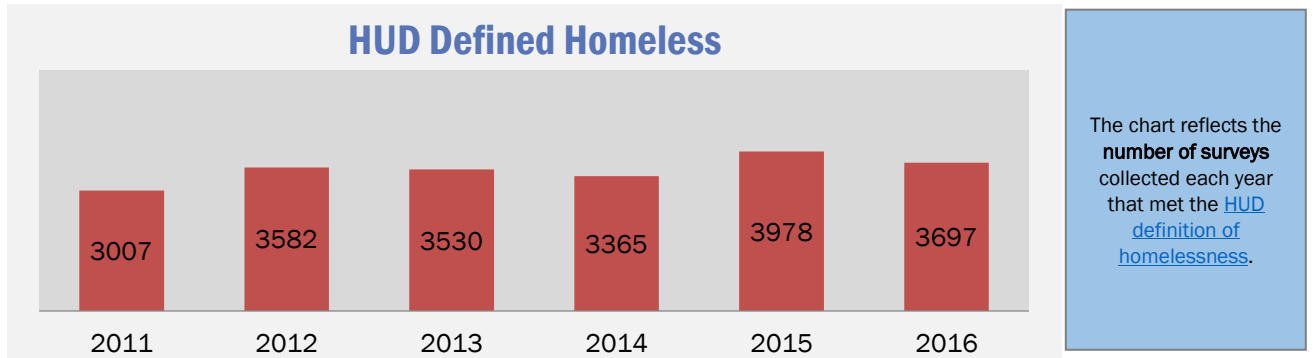
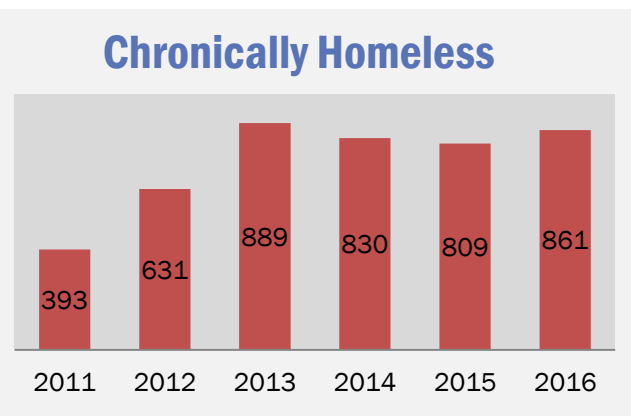


Overview of 2011–2016 Point-in-Time (PIT) Results

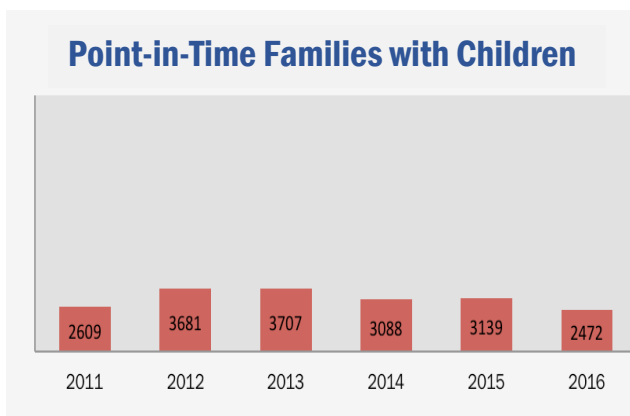
The information provides an overview of those who participated in the January 25th, 2016 PIT survey across the seven county Denver Metro region¹ and who met the [U.S. Department of Housing and Urban Development’s definition of homelessness](#). Below are comparisons of data points across the previous five years. It is important to remember that the Point-In-Time survey is a snapshot and an undercount of homeless and at-risk populations. Readers should **use caution** in comparing data across years given the nature of the PIT snapshot, as well as changes in methodology across years.



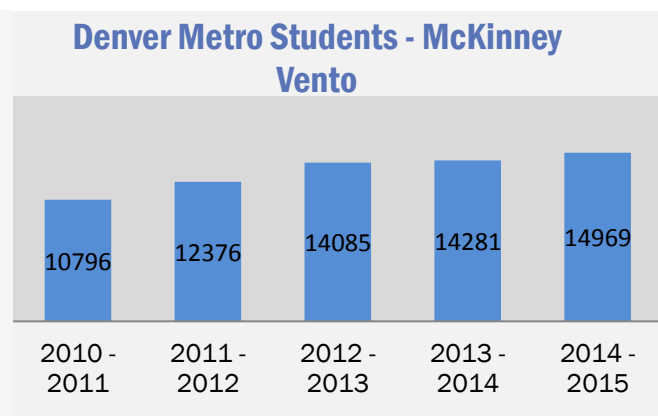
The veteran homeless table reflects respondents who have served in the U.S. military.



The chronically homeless table reflects all respondents and family members who meet the definition of chronically homeless.



A **snapshot** of those experiencing homelessness on a **single night** in January. Data is **self-reported** and given on a voluntary basis. Uses the [HUD definition of homelessness](#).



The **cumulative** number of students in a school year experiencing homelessness who were identified and served in public schools, grades PK-12. Uses the [McKinney-Vento definition of homelessness](#).

¹ Denver Metro region includes the counties of Adams, Arapahoe, Boulder, Broomfield, Denver, Douglas and Jefferson.

CAUTION: The data below is a reflection of those who participated in the survey and are within the [HUD definition of homelessness](#). The data does not include: families, youth or singles who are doubled/tripled up; families, youth or singles in hotels/motels paid for by themselves; hidden families, youth, and singles and those who refused the survey.

Homeless Incidence:

- On Monday, January 25, 2016 there were 5,467 homeless individuals counted in the seven county Denver Metro area; this includes those who completed a survey as well as their family members

On the Street:

- A total of 14.4 percent or 786 people were unsheltered (living on the street, under a bridge, in an abandoned or public building, in a car, camping, etc.)

Where They Slept on Monday Night:

- Transitional housing (51.4%)
- Emergency shelters (including a hotel/motel vouchers paid for by an organization) (34.2%)
- Unsheltered (14.4%)

Newly Homeless:

- Nearly one-fifth (18.7%) of total respondents – 691 persons – were considered newly homeless (They had been homeless for less than one year and this was their first episode of homelessness)

Domestic Violence:

- 341 respondents reported domestic violence being a contributing factor to their homeless situation

Income:

- Over three-quarters (76.2%) or 2,232 respondents reported that they or someone in their household had received income in the past month

Chronically Homeless:

- A total of 804 respondents were chronically homeless, there were an additional 57 family members living with a chronically homeless individual for a total of 861 individuals in chronically homeless households.

Veterans:

- A total of 713 individuals identified as veterans

Families:

- 694 families completed Point-In-Time (PIT) surveys during the 2016 count; compare to the 2014-2015 school year data for the CO Dept. of Education (DOE) where 14,969 children were identified as homeless.

Youth:

- 347 unaccompanied youth less than age 25 completed PIT surveys during the 2016 count; compare to the 2014-2015 school year data for the CO Dept. of Education (DOE) where 995 unaccompanied youth were identified as homeless.

Comparisons are being made between the 2016 PIT data and the 2014-2015 school year CO Dept. of Education data to illustrate the limitations of the PIT data, which is a snapshot of one night of the year and which we know to be an undercount of those experiencing homelessness in our communities.

PIT data is collected based on one night per calendar year and only includes [HUD defined persons](#), whereas the Colorado DOE data is collected from the beginning to end of each school year and includes homeless children as [defined by the McKinney-Vento Act](#).