

# Welcome

We will begin shortly. Please feel free to introduce yourself in the chat.





**COMMUNITY  
SOLUTIONS**



# Mayor Hancock

Mayor of Denver

# Mayor Starker

Wheat Ridge, Metro Mayors Caucus

# Today's Agenda


- 8:45 - 8:50 Logistics & Overview - Dr. Jamie Rife, MDHI
- 8:50 - 9:00 Veteran's Perspective - Jeff Settles & Missy Mish, VA
- 9:00 - 9:10 Built for Zero Framework - Melanie Lewis-Dickerson, CS
- 9:10 - 9:20 Regional & Local Progress - Dr. Jamie Rife, MDHI
- 9:20 - 9:30 Local Perspective - Emma King, City of Aurora
- 9:30 - 9:35 Opportunities for Lasting Change - Kristin Toombs, DOLA
- 9:35 - 9:40 Governor's Budget - Natriece Bryant, Governor's Office
- 9:40 - 9:45 Transformational Task Force - Cathy Alderman, CCH
- 9:45 - 9:50 Pledge to Collaborate Regionally - Commissioner Warren-Gully
- 9:50 - 10:00 Closing Remarks - Governor Jared Polis



# Jeff Settles & Missy Mish—A Veteran's Perspective

# Built for Zero



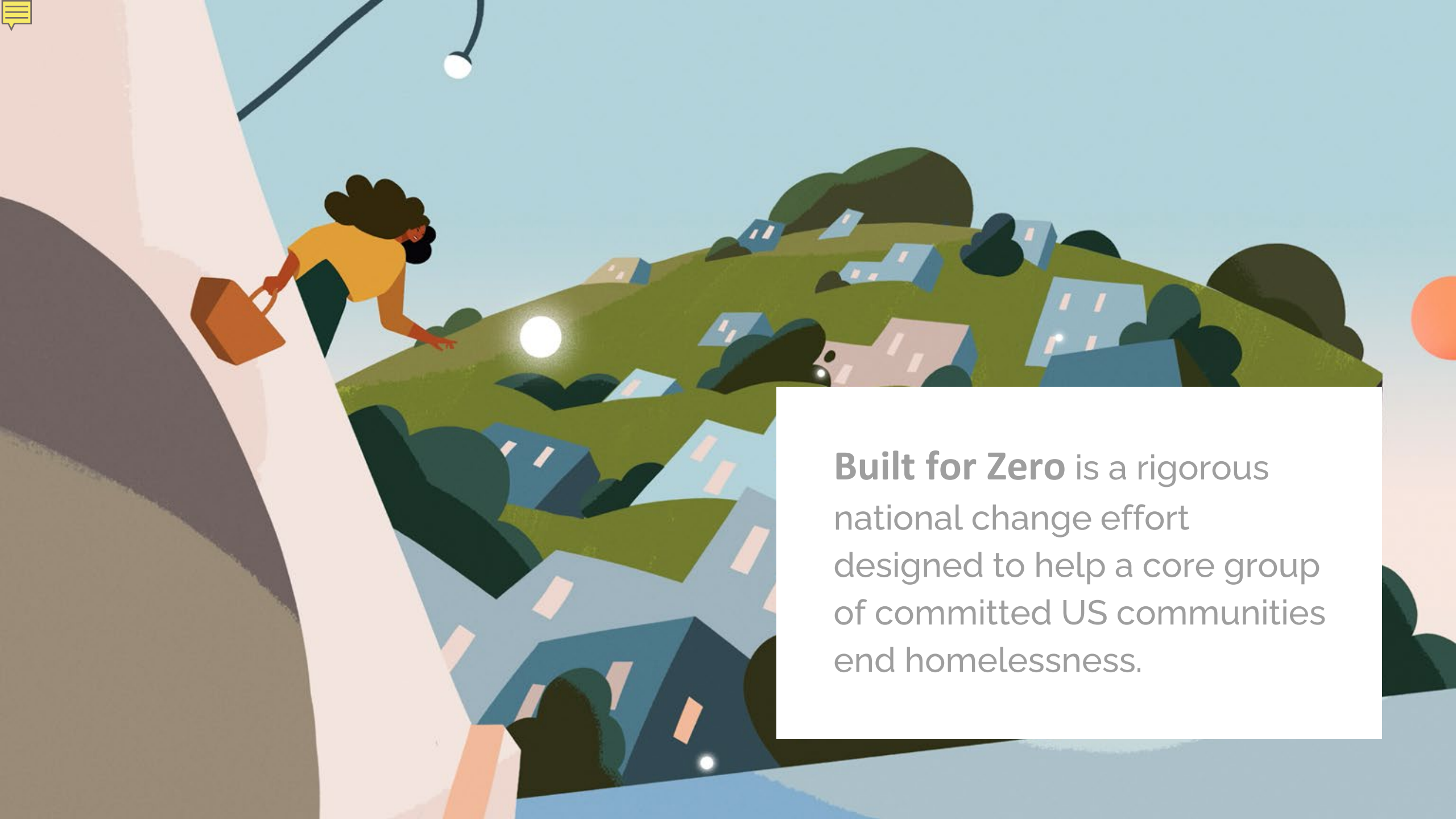


## COMMUNITY SOLUTIONS

**We work for a lasting end to homelessness that leaves no one behind.**

We envision a more equitable society where homelessness is never inevitable, inescapable, or a way of life.





**Built for Zero** is a rigorous national change effort designed to help a core group of committed US communities end homelessness.

# HOMELESSNESS IS **SOLVABLE**

Communities in the Built for Zero movement are proving it.

# 98

communities are  
participating  
in Built for Zero

# 139,000+

individuals housed  
by Built for Zero  
communities since 2015

# 14

communities have  
functionally ended  
homelessness for a  
population

# 62

communities have achieved  
quality real-time data

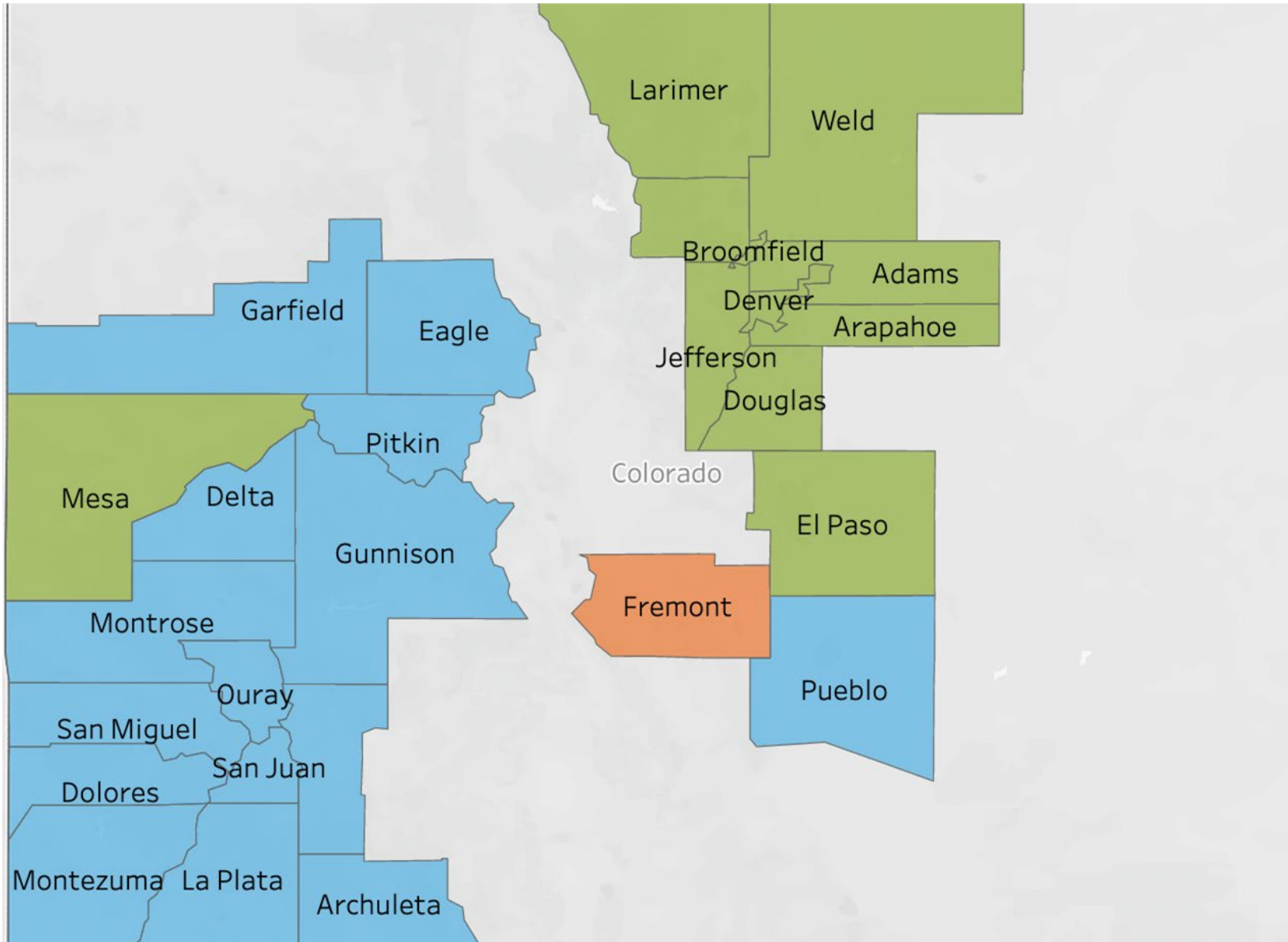
# 44

communities have achieved  
a measurable reduction



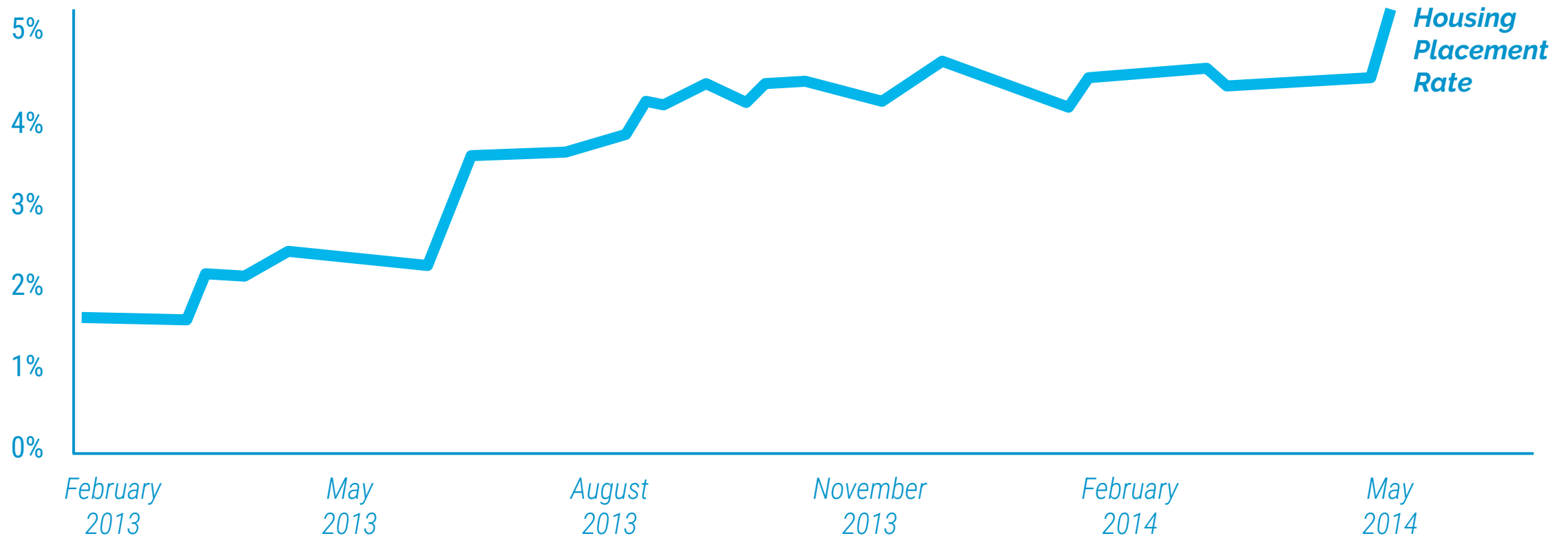
[SEE OUR INTERACTIVE MAP >](#)

# Built for Zero Colorado



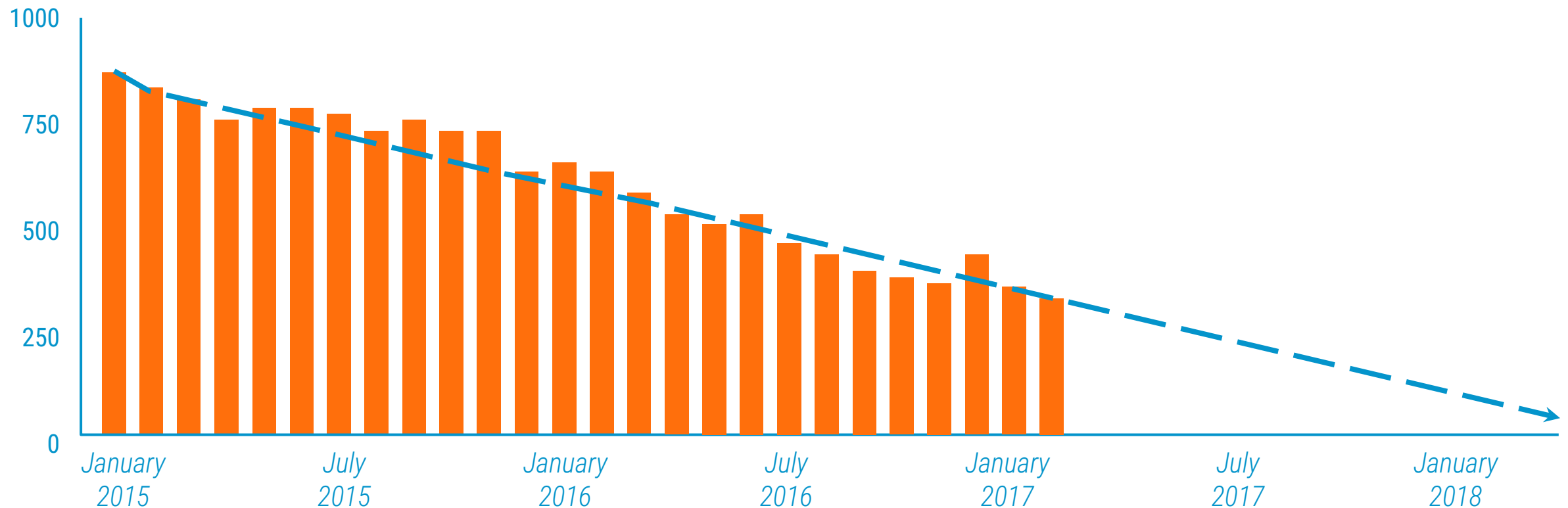
# A Movement Built on Counting Up

We designed the 100,000 Homes Campaign to help communities reach a large, aggregate housing total together. **Only one metric mattered: monthly housing placements.**



# The Challenge of Counting Down

Built for Zero is designed to help communities **countdown to zero** — a more complex challenge that requires a clearly defined end state for communities to shoot for.



# An Operating System for Ending Homelessness

**Shared,  
Measurable  
Aim**

*Continuous improvement response discipline*

Nimble command  
center team

Rapid, by-name  
feedback loop

Menu of proven  
technical strategies


Flexible housing +  
service resources



# A Shared Aim: Functional Zero



# Actively Homeless



6-Mth Avg. Housing Placement Rate

*(Most groups)*



# Actively Homeless



0.1% of all homeless individuals

or

3 people\*

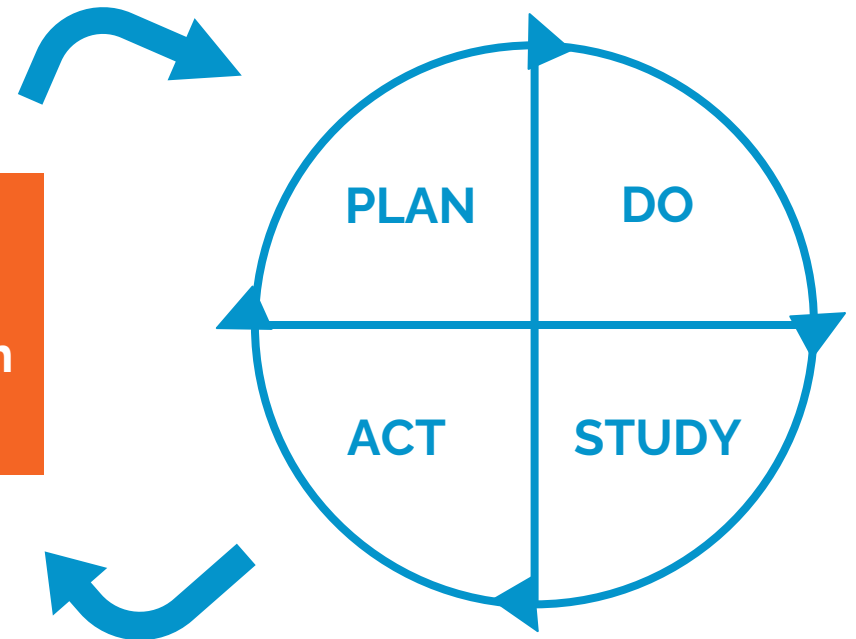
*(Chronic homelessness)*

# The Model for Improvement

What are we trying to accomplish?

How will we know a change is an improvement?

What change can we make that will result in improvement?




The Model for Improvement was developed by **Associates in Process Improvement** and taught to us by the **Institute for Healthcare Improvement**. Thank you!



# Real-time, by-name data


## INFLOW



## ACTIVELY HOMELESS



## OUTFLOW



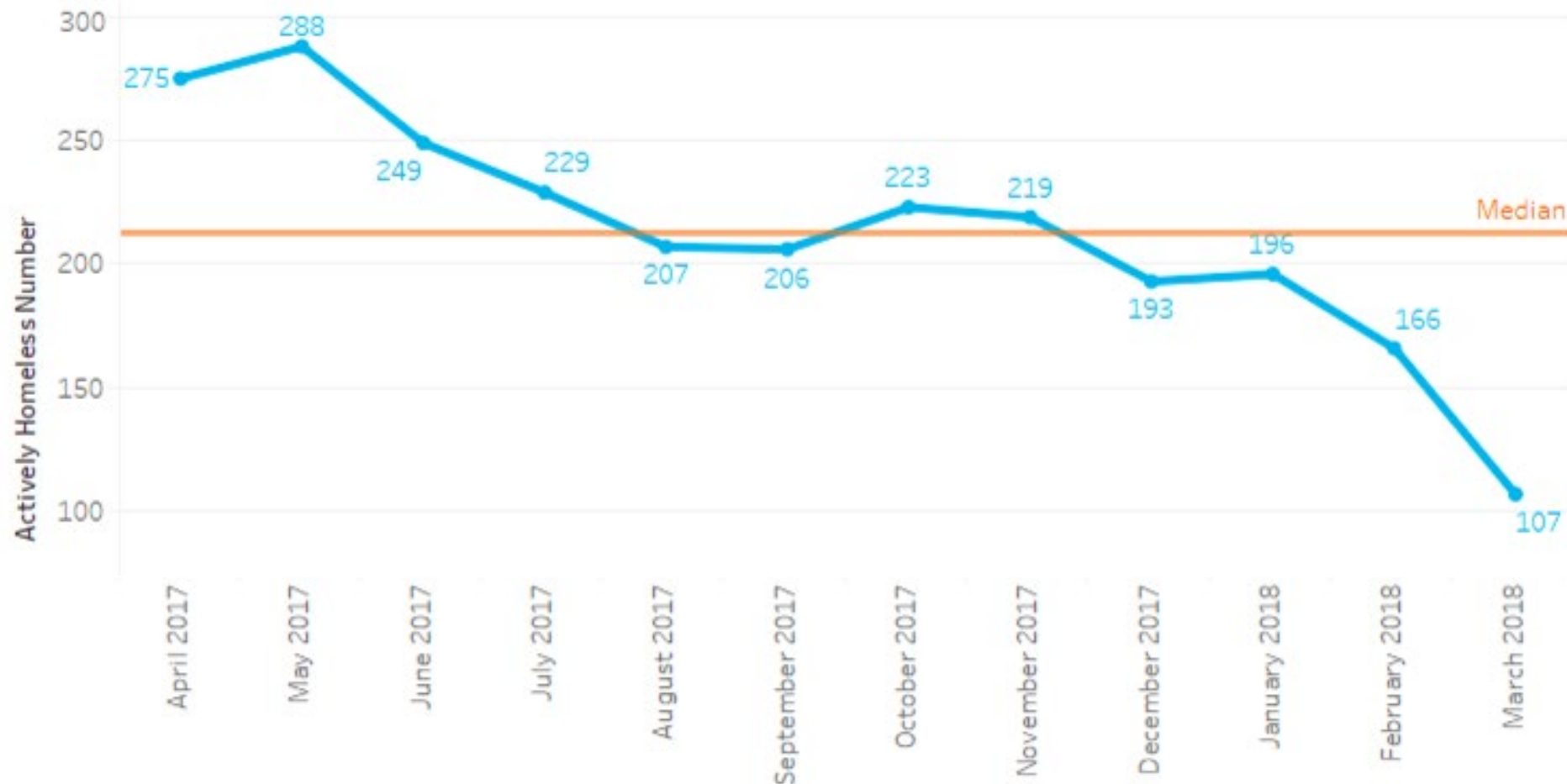
	<b>INFLOW:</b> NEWLY IDENTIFIED		<b>INFLOW:</b> RETURNED FROM HOUSING		<b>INFLOW:</b> RETURNED FROM INACTIVE
---	------------------------------------	---	---	---	--

	<b>OUTFLOW:</b> HOUSING PLACEMENTS		<b>OUTFLOW:</b> MOVED TO INACTIVE		<b>OUTFLOW:</b> NO LONGER MEETS POP CRITERIA
---	---------------------------------------	---	--------------------------------------	---	---

# The Shift from Program to System

Jacksonville-Duval, Clay Counties CoC

Actively Homeless # for Chronic



Melanie Lewis-Dickerson

Community Solutions

[mlewisdickerson@community.solutions](mailto:mlewisdickerson@community.solutions)

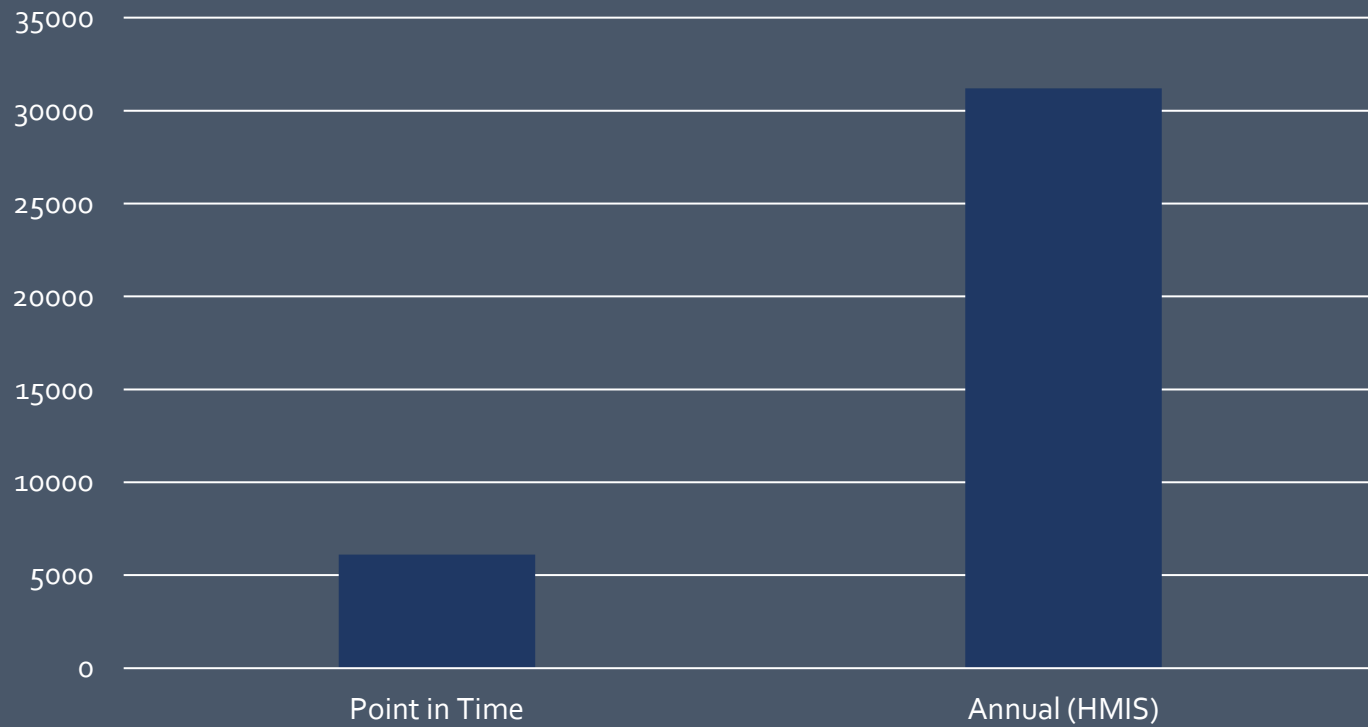
# Implementation in Our Region

Operationalizing Built for Zero in Metro-Denver

Dr. Jamie Rife, Executive Director, Metro Denver Homeless Initiative



## Number of Those Experiencing Homelessness

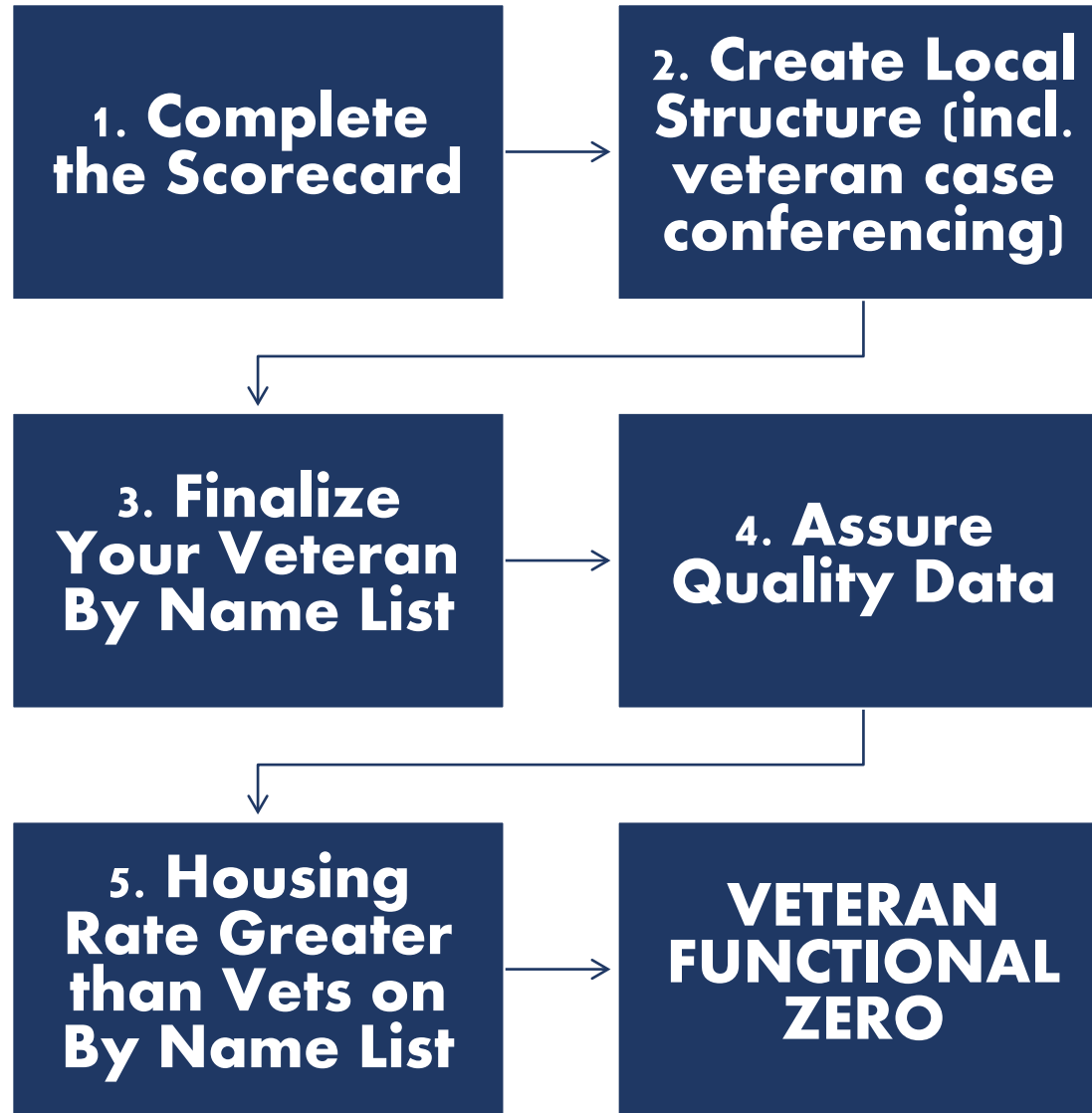


Point-in-Time  
Versus  
Real-Time  
Data



# The Structure for Regional Coordination

# Steps to Reaching Functional Zero



# METRO DENVER SUBREGION | BY-NAME LIST



A **quality by-name list (QBNL)** provides consistent and timely data that can be used to accurately identify trends, needs, and progress towards ending homelessness. A QBNL indicates that your system can account for every individual experiencing homelessness. **Hover over chart areas to learn more about the data and to see changes over time.**

Population  Subpopula...

## i All Single Adults BNL Scorecard

- 1A) Is the geographic coverage of your outreach clearly mapped out, informed by your data and regularly assessed?
- 1B) Have you coordinated your outreach, ensuring that your outreach teams are deployed at the locations and at the times that are most effective?
- 1C) Do you have a documented outreach policy that clearly states how your outreach teams will be deployed and how they will be trained?
- 1D) Do you have a documented outreach policy that clearly states how your outreach teams will be deployed and how they will be trained?
- 2A) Are 90% of CoC-funded and non-CoC-funded providers reporting data into your by-name list?
- 2B) Are 90% or more of CoC funded providers, serving homeless single adults, reporting data into your by-name list?
- 2C) Are 90% or more of non-CoC funded providers, serving homeless single adults, reporting data into your by-name list?
- 2D) Are approximately 90-100% of currently homeless single adult individuals served by the providers reporting data into your by-name list?
- 2E) Approximately what percentage of currently homeless single adult individuals are served by the providers reporting data into your by-name list?
- 3A) Unsheltered individuals living in a place not meant for human habitation (e.g. street, cars, campsites, beaches, etc.)
- 3B) Individuals in shelters, safe havens, season overflow beds, hotels paid for by homeless providers or Health Care Financing Administration (HCFA) beds
- 3C) Individuals in transitional housing, including VA-funded Transitional Housing
- 3D) Individuals fleeing domestic violence
- 3E) Individuals on your list who are entering an institution (e.g. jail or hospital) where they are expected to remain for 30 days or longer
- 3F) Individuals fleeing domestic violence
- 4) Has your community established a written policy that specifies the number of days of inactivity (i.e. the person is not in your system for a certain period of time)?
- 4A) Has your community established a written policy that specifies the number of days of inactivity (i.e. the person is not in your system for a certain period of time)?
- 4B) Does that written policy account for changing an individual's status to 'inactive' based on a client's verified address change?
- 4C) Does that written policy account for individuals on your list who are entering an institution (e.g. jail or hospital)?
- 5) Does your community have a way to track actively homeless individuals who have not consented to services a) Yes b) No
- 6) Does your community have policies and protocols in place for keeping your by-name list up to date and accurate?
- 7) Does your community's by-name list track the 'homeless / housed status' of all individuals, including the date of status change?
- 8) Does your community's by-name list include a unique identifier (e.g. an HMIS ID) for each individual to prevent duplication?
- 9) Does your by-name list track the total number of newly identified (not necessarily assessed) individuals experiencing homelessness within the past month?
- 10) Does your community's by-name list track individuals returning to active homelessness within the past month?
- 11A) Those who move in to permanent housing
- 11B) Those who become inactive per your inactive policy
- 11C) Those who no longer meet the population criteria of single adult
- 12A) Current chronic homelessness
- 12B) Does your by-name list track population-based statuses including: veteran, chronic, youth, family with minor children, etc.
- 12C) Can your by-name list track people with multiple population-based statuses (e.g. chronic homeless status AND veteran status)?
- 12D) Can your by-name list track historical changes in activity status (e.g. Active to Inactive, Active to Housed, etc.)?
- 12E) Can your by-name list track individuals who become chronically homeless after they are added to your all singles list?
- 12F) Household size to indicate single status
- 12G) Can your by-name list track individuals who are initially assigned chronic or veteran status when they enter your system?
- 12H) Multiple population-based statuses (e.g. chronic homeless status AND veteran status)
- 13A) Does your community have a way to report race and ethnicity data on the individuals on the by-name list for individuals who become chronically homeless after they are added to your all singles list?
- 13B) Does your data collection policy and process around race and ethnicity respect the self-identification of clients?
- 13C) Individuals who are initially assigned chronic or veteran status when they enter your system but later do not



# Step One: Scorecard





# Step 2: Create Local Structure

(Including Veteran Case Conferencing)

WHAT: Make decisions and clear paths

WHO: Elected Officials, Leads of Key Providers, Municipal Leaders, MDHI, Human Services, etc.

WHAT: Coordinate overall response to homelessness

WHO: Municipal/County/City Leaders and staff, Providers, MDHI Improvement Advisors, etc.

WHAT: Veteran specific case specific case conferencing

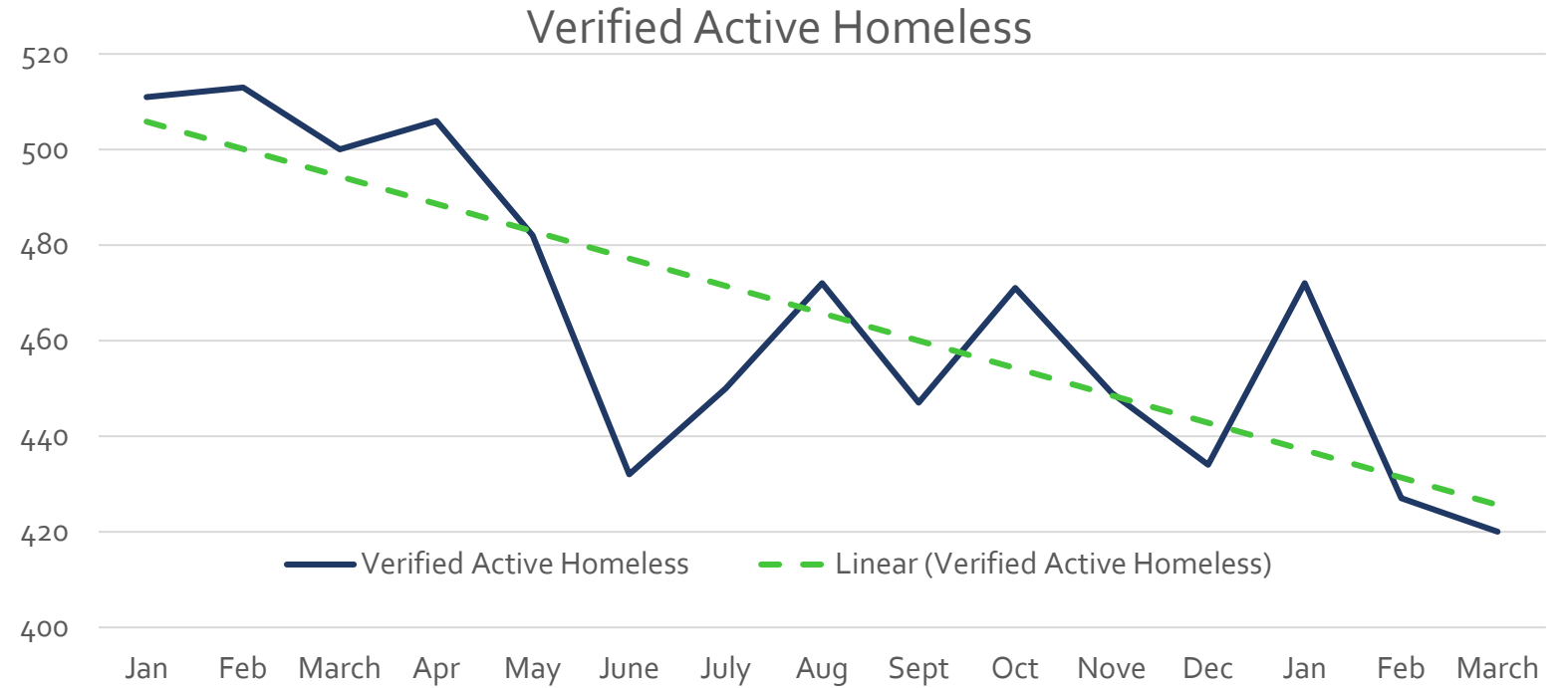
WHO: Case Conference Lead, Providers for Veterans, MDHI IAs, VA, etc.



# Step 3: Regional Veteran By Name List (BNL)

Date	Verified Active Homeless	Inflow	Outflow	Housed	Identified Homeless Veterans not enrolled in HMIS	Newly Identified	Returned from Inactive	Returned from Housing Placement	Inactive	Chronically Homeless
Jan-21	511	87	71	52	15	59	15	13	19	178
Feb-21	513	68	115	53	12	45	15	8	62	181
Mar-21	500	62	72	37	10	37	10	15	35	171
Apr-21	506	68	66	36	11	37	11	20	30	164
May-21	482	67	88	37	12	49	8	10	49	156
Jun-21	432	61	112	50	10	45	9	7	63	131
Jul-21	450	67	49	18	11	33	16	14	31	146
Aug-21	472	72	45	27	8	44	15	13	18	144
Sep-21	447	64	90	35	8	37	15	12	55	138
Oct-21	471	79	55	39	7	46	13	20	16	165
Nov-21	449	75	96	38	5	39	14	22	58	181
Dec-21	434	57	79	35	5	27	13	17	44	175
Jan-22	472	83	43	33	1	56	11	16	10	184
Feb-22	427	71	118	44	2	42	15	14	73	160
March -22	420	62	74	34	3	34	14	15	40	157

# Trend for Veteran Homelessness



Date	Adams	Aurora	Arapahoe	Boulder	Broomfield	Denver	Douglas	Jefferson	Tri-Cities
August	36	31	27	22	1	331	0	38	1
September	35	27	18	19	0	322	0	34	0
October	30	24	17	19	0	355	0	31	1
November	29	26	11	16	0	353	2	21	1
December	27	25	11	18	0	343	2	18	1
January	38	44	11	21	0	373	1	18	2
February	9	45	1	11	1	344	0	11	5
March	8	48	4	7	1	332	0	15	5

## Step 3: Subregional Veteran By Name List (BNL)

# METRO DENVER SUBREGION | BY-NAME LIST



A **quality by-name list (QBNL)** provides consistent and timely data that can be used to accurately identify trends, needs, and progress towards ending homelessness. A QBNL indicates that your system can account for every individual experiencing homelessness. **Hover over chart areas to learn more about the data and to see changes over time.**

Population  Subpopula...

## i All Single Adults BNL Scorecard

- 1A) Is the geographic coverage of your outreach clearly mapped out, informed by your data and regularly assessed?
- 1B) Have you coordinated your outreach, ensuring that your outreach teams are deployed at the locations and at the times that are most needed?
- 1C) Do you have a documented outreach policy that clearly states how your outreach teams will be deployed and how they will be supported?
- 1D) Do you have a documented outreach policy that clearly states how your outreach teams will be deployed and how they will be supported?
- 1E) Do you have consistent, coordinated and reliable outreach and in-reach efforts across your geographic coverage?
- 2A) Are 90% of CoC-funded and non-CoC-funded providers reporting data into your by-name list?
- 2B) Are 90% or more of CoC funded providers, serving homeless single adults, reporting data into your by-name list?
- 2C) Are 90% or more of non-CoC funded providers, serving homeless single adults, reporting data into your by-name list?
- 2D) Are approximately 90-100% of currently homeless single adult individuals served by the providers reporting data into your by-name list?
- 2E) Approximately what percentage of currently homeless single adult individuals are served by the providers reporting data into your by-name list?
- 3A) Unsheltered individuals living in a place not meant for human habitation (e.g., street, cars, campsites, beaches, etc.)
- 3B) Individuals in shelters, safe havens, season overflow beds, hotels paid for by homeless providers or Health Care Financing Administration (HCFA) beds
- 3C) Individuals in transitional housing, including VA-funded Transitional Housing
- 3D) Individuals fleeing domestic violence
- 3E) Individuals on your list who are entering an institution (e.g., jail or hospital) where they are expected to remain for 30 days or longer
- 3F) Individuals fleeing domestic violence
- 4) Has your community established a written policy that specifies the number of days of inactivity (i.e., the person is not on the list for a certain number of days)?
- 4A) Has your community established a written policy that specifies the number of days of inactivity (i.e., the person is not on the list for a certain number of days)?
- 4B) Does that written policy account for changing an individual's status to 'inactive' based on a client's verified address change?
- 4C) Does that written policy account for individuals on your list who are entering an institution (e.g., jail or hospital)?
- 5) Does your community have a way to track actively homeless individuals who have not consented to services?
- 6) Does your community have policies and protocols in place for keeping your by-name list up to date and accurate?
- 7) Does your community's by-name list track the 'homeless / housed status' of all individuals, including the date of status change?
- 8) Does your community's by-name list include a unique identifier (e.g., an HMIS ID) for each individual to prevent duplication?
- 9) Does your by-name list track the total number of newly identified (not necessarily assessed) individuals experiencing homelessness within the past month?
- 10) Does your community's by-name list track individuals returning to active homelessness within the past month?
- 11A) Those who move in to permanent housing
- 11B) Those who become inactive, per your inactive policy
- 11C) Those who no longer meet the population criteria of single adult
- 12A) Current chronic homelessness
- 12B) Does your by-name list track population-based statuses including: veteran, chronic, youth, family with minor children, etc.
- 12C) Can your by-name list track multiple population-based statuses (e.g., chronic homeless status AND veteran status)?
- 12D) Can your by-name list track historical changes in activity status (e.g., Active to Inactive, Active to Housed, etc.)?
- 12E) Can your by-name list track individuals who become chronically homeless after they are added to your all singles list?
- 12F) Household size to indicate single status
- 12G) Can your by-name list track individuals who are initially assigned chronic or veteran status when they enter your system?
- 12H) Multiple population-based statuses (e.g., chronic homeless status AND veteran status)
- 13A) Does your community have a way to report race and ethnicity data on the individuals on the by-name list for individuals who become chronically homeless after they are added to your all singles list?
- 13B) Does your data collection policy and process around race and ethnicity respect the self-identification of clients?
- 13C) Individuals who are initially assigned chronic or veteran status when they enter your system but later do not meet the criteria for that status.



# Step Four: Quality Data




# Step 5: Housing Rates Exceed Actively Homeless

Date	Verified Active Homeless	Inflow	Outflow	Housed Veterans	Identified Homeless Veterans not enrolled in HMIS	Newly Identified	Returned from Inactive	Returned from Housing Placement	Inactive	Chronically Homeless	No Longer Meets Population Criteria
Jan-21	511	87	71	52	15	59	15	13	19	178	0
Feb-21	513	68	115	53	12	45	15	8	62	181	0
Mar-21	500	62	72	37	10	37	10	15	35	171	0
Apr-21	506	68	66	36	11	37	11	20	30	164	0
May-21	482	67	88	37	12	49	8	10	49	156	2
Jun-21	432	61	112	50	10	45	9	7	63	131	1
Jul-21	450	67	49	18	11	33	16	14	31	146	0
Aug-21	472	72	45	27	8	44	15	13	18	144	0
Sep-21	447	64	90	35	8	37	15	12	55	138	0
Oct-21	471	79	55	39	7	46	13	20	16	165	0
Nov-21	449	75	96	38	5	39	14	22	58	181	0
Dec-21	434	57	79	35	5	27	13	17	44	175	1
Jan-22	472	83	43	33	1	56	11	16	10	184	0
Feb-22	427	71	118	44	2	42	15	14	73	160	1

# Step 6: Reach Functional Zero for Veterans

(Celebrate and Move to Next  
Subpopulation)

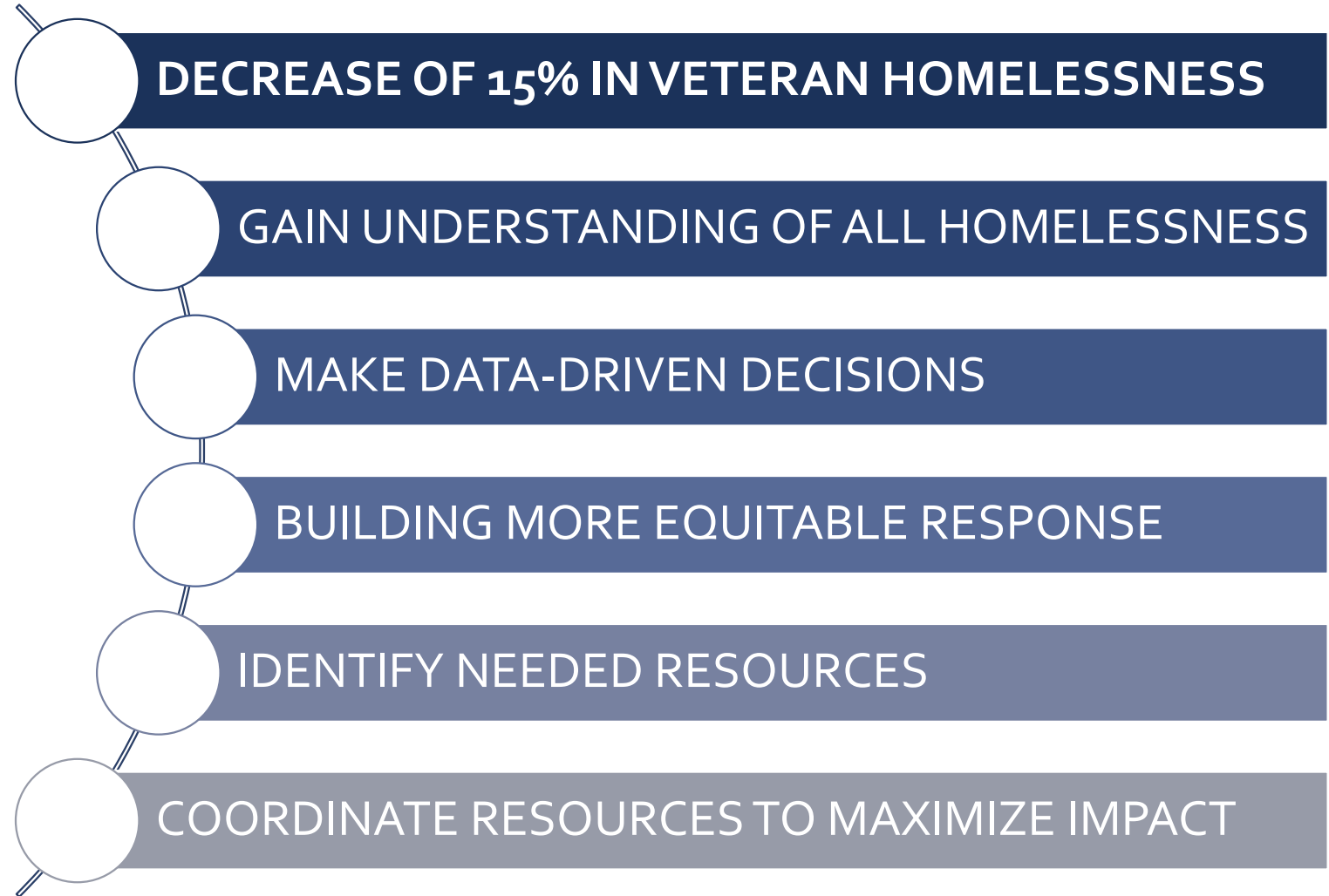


# Built for Zero Local Leaders

Subregion	Name	Organization
Adams	Lindsey Earl	Adams County
Arapahoe	Kathy Smith	Arapahoe County
Aurora	Lana Dalton	City of Aurora
Boulder	Heidi Grove	Boulder County
Broomfield	Angela Koenig	The Refuge
Denver	Lauren Lapinski/HOST	VA/City of Denver
Douglas	Luke Thornton	Douglas County
Jefferson	Kelli Barker	Jefferson County
Tri-Cities	Mike Sandgren	Change the Trend



# IMPACT



# Jamie Rife

Metro Denver Homeless Initiative

[jamie.rife@mdhi.org](mailto:jamie.rife@mdhi.org)



# Aurora BFZ Case Conferencing

Emma King, Homeless Program Liaison



# How Aurora's Case Conferencing Works

- Aurora area partners attend and discuss current *individual* needs of Veterans on the By Name List (BNL):
  - Outreach workers and case managers
  - People with the most contact with clients are main attendees
  - Meeting frequency fluctuates depending on need
- Go through as many names as we can in 1 hour
  - Focus on tasks for each client, instead of updates.
  - Assign tasks to specific people to move individuals to stability
  - Don't spend too much time on one client, but rather work efficiently to coordinate on each one
- All those providing direct care have access to the BNL
  - Teams shared folder houses information

# Aurora's Current By Name List

---

- Currently 71 Veterans due to increased efforts for identification and better connections to outreach/services/housing
- Started with 25 but improved coordination gave a better understanding of the actual number of Veterans currently in Aurora
- BFZ brings the spotlight and focus
- Outcomes
  - 11 housed thus far
  - 10 in Grant Per Diem (GPD)
  - 10-15 actively working on accessing Emergency Housing Vouches (EHV) to obtain long-term stability

# Aurora Outreach Collaborative

---

- Born from a BFZ outreach meeting
- Need for collaboration to avoid duplication of outreach efforts as well as assure there is geographic coverage in all corners of Aurora
- Meetings review the BFZ scorecard to move “red” outreach areas to “blue”
- Trainings on evidence-based practices as well as coordination and collaboration is part of the meetings

# Emma King

*She/Her/Hers*

Homeless Program Liaison

Division of Housing and Community Services

City of Aurora

*office* 303.739.7908

[eking@auroragov.org](mailto:eking@auroragov.org)



# Kristin Toombs

Director of the Office of Homeless Initiatives

Colorado Department of Local Affairs – Division of Housing

The Opportunities Ahead of Us





# Safe and Healthy Communities: Proposed Homelessness Initiatives

Natricee Bryant,



**COLORADO**  
Governor Jared Polis



**COLORADO**



# Guiding Mission

The State of Colorado is focused on supporting communities in creating a robust continuum of proven solutions designed to connect people without stable housing to supportive services, behavioral health and medical care, and housing.

The state invests in best practices now, but not at the scale needed. We have the unique opportunity to bring those best practices and proven solutions to scale.

The Governor's budget submission requests \$200M from the \$700M Economic Development and Relief Funds for community investments in homelessness response.



# The need

**Doubling** of first time homeless experience in Denver shelters in the past year.

**9,846**

People in shelters, transitional housing, or unsheltered one night in Jan. (2020 HUD Point in Time Count)

**14,600+**

Individuals estimated to need housing units with services in CO. (2019 CSH)

**23,000+**

Students experiencing homelessness, doubled-up, or unstably housed.

(2018-19 school year, McKinney-Vento liaisons)

**53,000+**

Individuals without stable housing covered by CO Medicaid. (2019 HCPF Medicaid data)

# Homelessness Proposals

Item	Description
Competitive Grant Program: Safety Net Campuses, Transitional and Permanent Supportive Housing <b>Request -- \$100 million</b>	<p>Colorado is currently lacking long-term recovery and housing options for people experiencing homelessness - especially those with substance use disorders and exiting the criminal justice system or other state institutions.</p> <p>Competitive grants program for safety net campuses, and both transitional and supportive housing; add plus up for programs that also serve justice involved individuals.</p>
Denver Regional Campus (with Transitional Housing) <b>Request -- \$50 million</b>	Modeled similar to Ridge View
Ridge View Recovery Campus (with Transitional Housing) <b>Request -- \$45 million</b>	All other Ridge View services above \$25M, including outpatient services; this includes initial seed for FQHC, mental health, SUD, and medical and non-medical case management services and may support ongoing costs.
Data Collection and Outreach for Homelessness Response <b>Request -- \$5 million</b>	<p>Align and invest in data collection processes and expand outreach/intervention strategies to chronically homeless population; Create lasting structure for efficient coordination of resources. This funding can also support coordinated entry systems which will help connect people experiencing homelessness with the program most likely to fit their unique needs regardless of where they initially seek assistance.</p> <p>This will ensure better coordination between health, justice, and housing systems with the goal of not discharging individuals into homelessness.</p>



# Competitive Grant Program - \$100M

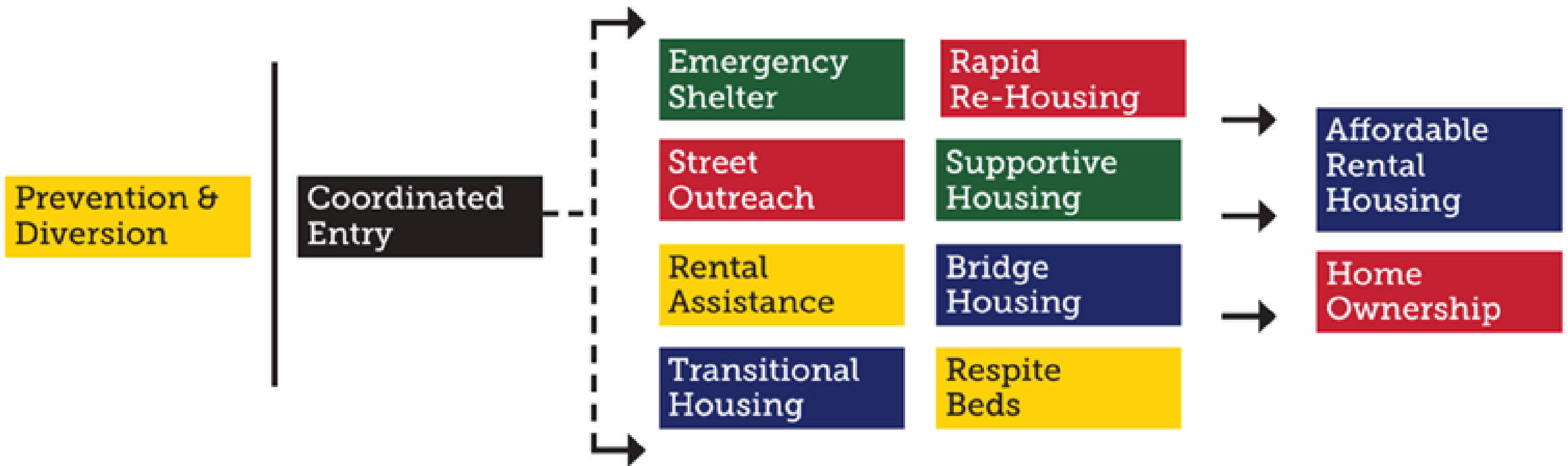
Support investments in community-based continuum of services and supports for people at risk of or experiencing homelessness with complex needs (including behavioral health needs), including:

- Emergency shelters
- Transitional housing
- Recovery care and related residential programs
- Permanent housing with wrap-around services

Grants will be issued for innovative programs that meet the needs of individuals experiencing or at risk of homelessness. Collaborative partnerships with matching funds from local governments, philanthropy, and private partners are expected.

Technical assistance and grant writing support has been discussed as a component

# Continuum of Response



Homeless Management Information System



# Ridge View Supportive Recovery Campus - \$45M

Ridge View Youth Services Center is a high quality state owned asset

Provides opportunity to expand upon lessons learned at Fort Lyon Supportive Residential Community in Bent County

Goal is to Invest in a supportive community model that integrates a continuum of recovery oriented services and care (e.g. detox/withdrawal supports), transitional housing, vocational rehabilitation, and oral, physical, and behavioral health services

Leverage local resources and collaborative partnerships



# Denver Supportive Regional Campus - \$50M

Similar to the Fort Lyon and proposed Ridge View supportive community models, a Denver-area supportive residential regional campus that leverages additional resources and integrates a continuum of services and supports to address physical and behavioral health while provided safe space for recovery





# Data Collection and Outreach - \$5M

## **WHY:**

- 1) Data to understand the need and whether we are reducing the number of people experiencing homelessness.
- 2) Understanding who is experiencing homelessness and what their needs and barriers are is critical to informing strategies and creating an efficient coordination of resources.

## **AIM:**

- 1) Increase capacity across the state to locate, identify, and engage anyone living unsheltered
- 2) Increase capacity to improve the data collection of that effort as well as data from homeless programs

Together, these efforts will enhance our collective and accurate knowledge of who is experiencing homelessness and be that bridge to connecting the services and housing.

## **HOW:**

- 1) Fund community-based organizations to hire outreach staff who coordinate with existing efforts that engage people living unsheltered. They will ensure an accurate list is created and engage individuals to assess needs to connect to care and housing.
- 2) Fund the Continuum of Care entities to increase Homeless Management Information System utilization.

# ARPA Compliance Guidance

One time spending with de minimis outyear costs	Spends out quickly 12 to 18 months	Provides economic stimulus (jobs, multiplier effect, etc.)	Provides relief to address a gap
---	------------------------------------	--	----------------------------------

U.S. Treasury Department approved dollars in key areas:

- To respond to the public health emergency or its negative economic impacts, including assistance to households, small businesses, and nonprofits, or aid to impacted industries such as tourism, travel, and hospitality;
- To respond to workers performing essential work during the COVID-19 public health emergency by providing premium pay to eligible workers;
- To make necessary investments in water, sewer, or broadband infrastructure.
- Funds must be obligated before the end of 2024

# Affordable Housing Transformational Task Force & Subpanel Summary

**April 5, 2022**

Cathy Alderman

Chief Communications and Public Policy Officer

Colorado Coalition for the Homeless

Vice Chair, SubPanel to the Affordable Housing  
Transformational Task Force

[calderman@coloradocoalition.org](mailto:calderman@coloradocoalition.org)



# American Rescue Plan Act of 2021 (ARPA)

- HB21-1329 required the Executive Committee of the Legislative Council, by resolution, to create a task force to meet during the 2021 interim and to issue a report with recommendations to the general assembly and the Governor on "policies to create transformative change in the area of housing using money the state receives from ARPA."
- \$500m (\$100m transferred immediately and \$400m for Task Force/SubPanel process)
- Funds must be obligated by December 31, 2024 and expended by December 31, 2026.

# Task Force Members

- ❖ **CHAIR, Representative Dylan Roberts**
- ❖ **VICE CHAIR, Senator Julie Gonzales**
- ❖ Senator Jeff Bridges
- ❖ Senator Dennis Hisey
- ❖ Senator Rachel Zenzinger
- ❖ Senator Rob Woodward
- ❖ Representative Andres Pico
- ❖ Representative Iman Jodeh
- ❖ Representative Steven Woodrow
- ❖ Representative Dan Woog
- ❖ **Rick Garcia**, ED of Department of Local Affairs
- ❖ **Alison George**, Director of Division of Housing
- ❖ **Chantal Unfug**, Director of Division of Local Government
- ❖ **Kristin Toombs**, Director of Office of Homeless Initiatives
- ❖ **Cris White**, ED and CEO of Colorado Housing and Finance Authority
- ❖ **Will Toor**, ED of Colorado Energy Office

# Subpanel Members

- ❖ **CHAIR, Brian Rossbert**, Housing Colorado (Nonprofit Housing Advocacy)
- ❖ **VICE CHAIR, Cathy Alderman** of the Colorado Coalition for the Homeless (Homelessness Expertise)
- ❖ **Aaron Miripol**, Urban Land Conservancy (Land Trust)
- ❖ **Roberto Rey**, AARP (Housing for seniors and people living with disabilities)
- ❖ **Wanda Harrison** , The Second Chance Center (Homelessness Expertise)
- ❖ **Eric Leveridge**, Colorado Jobs with Justice (Representing Workers)
- ❖ **Steven Cordova**, Tri-County Housing Authority (Local Housing Authority)
- ❖ **Kinsey Hasstedt**, Enterprise Community Partners (Non-profit Housing Expertise)
- ❖ **Tamara Pogue**, Summit County Commissioner (Commissioner of Local Government)
- ❖ **Adam Paul**, Lakewood Mayor (Mayor of Local Government)
- ❖ **Tawny Peyton**, Rocky Mountain Home Association (Factory-Built Housing Expertise)
- ❖ **Andrew Hamrick**, Colorado Apartment Association (Property Manager and Landlords)
- ❖ **Paul Weissman**, Lument (Housing Financing)
- ❖ **Karl Koebel**, Koebel & Co. (For-profit Housing)
- ❖ **Julie Piepho**, Adams Bank & Trust (Real Estate Market and Transactions)



# Allowable Uses of ARPA Dollars:

1. The permissible uses of money allocated to the state for housing purposes under ARPA
  - Services to address homelessness such as supportive housing, and to improve access to stable, affordable housing among unhoused individuals;
  - Affordable housing development to increase the supply of affordable and high-quality living units; and
  - Housing vouchers, residential counseling, or housing navigation assistance to facilitate household moves to neighborhoods with high levels of economic opportunity and mobility for low-income residents, to help residents increase their economic opportunity and reduce concentrated areas of low economic opportunity.
2. Populations, households, or geographic areas disproportionately impacted by COVID
3. Assessing whether a program or service "responds" to COVID requires the recipient to:
  - Identify a need or negative impact of COVID; and
  - Identify how the program, service, or other intervention addresses the identified need or impact.

# Strategic Priorities

## **Expand capacity**

- Development of more housing
- Align subsidies/vouchers
- Prepare Communities to make use of funding

## **Stabilize existing affordable housing**

- Emergency assistance
- Preservation / Rehabilitation
- Long-term affordability

## **• Strengthen the safety net**

- Homelessness resolution/Prevention
- Integration of systems and resources

## **• Ensure equity and access**

- Prioritize historically and disproportionately impacted households



# Funding Recommendations

	Low End	High End
<b>Revolving Loan Fund: New and Existing Capacity</b> <ul style="list-style-type: none"><li>• Gap financing (5-7.5%)</li><li>• Maintain existing affordable housing (4.5-6.5%)</li><li>• Governor’s priority: Green Energy for AH</li></ul>	\$150M (37.5%)	\$222M (55.5%)
<b>Nonprofit and Local government Grants</b> <ul style="list-style-type: none"><li>• Gap financing (5-7.5%)</li><li>• Maintain existing affordable housing (4.5-6.5%)</li><li>• Sustainable rental assistance (4-6%)</li><li>• Governor’s priority: Strong Communities</li><li>• Governor’s priority: Green Energy for AH</li></ul>	\$150M (37.5%)	\$222M (55.5%)
<b>Resident Owned Communities, Mobile Home Parks, and Land-Banking</b>	\$35M (8.75%)	\$51M (12.75%)
<b>Property Conversion for Transitional or Long-Term housing *</b>	\$0M (0%)	\$0M (0%)

## Funding Recommendations Contd.

	Low End	High End
Permanent Supportive Housing and Supportive Services Fund * <i>Behavioral Health Transformational Task Force and Task Force on Economic Recovery Relief Cash Fund may provide \$254M</i>	\$0M (0%)	\$0M (0%)
Modular Housing <ul style="list-style-type: none"><li>In combination with Governor's priority: Innovative Housing Incentive Program</li></ul>	\$40M (10%)	\$48M (12%)
CHFA Missing Middle Access Program <ul style="list-style-type: none"><li>Governor's priority</li></ul>	\$35M (8.75%)	\$51M (12.75%)
<b>Totals</b>	\$400M (100%)	\$568M (142%)

## What's Next/Happening:

- Legislative session started on January 12th
- Bills to date:
  - [HB1304](#) – State Grants Investments Local Affordable Housing
  - [SB159](#) – Revolving Loan Fund Invest Affordable Housing
  - [SB146](#) – Middle Income Access Program Expansion
  - [HB1282](#) – Innovative Housing Incentive Program
  - [HB1051](#) – Modify Affordable Housing Tax Credit
  - [SB160](#) – Loan Program Resident Owned Communities
- \*[HB1083](#) – Colorado Homeless Contribution Tax Credit

# Policy Recommendations – Consensus Items

## 1. Expand the State Tax Credit Program

- 10-year extension and increase from \$10M to \$15M
- Sponsors: Sen. Zenzinger and Rep. Bird

## 2. Establish a Standing or Interim Committee or Task Force on Housing and Homelessness

## 3. Provide Funding for DOLA – Division of Housing to Update and Expand a Statewide Housing Needs Assessment

- Incorporate and consolidate existing data resources and local needs assessments in support of HB21-1028 and provide regular (e.g., annual) public reporting
- Support local governments with needs assessments

## 4. Ensure Sustainable Funding for Supportive Services, and Integration with Affordable Housing

- Establish bridge funding until long-term solution is in place

## 5. Short-Term Rentals

- Support and examine the work of the Legislative Oversight Committee Concerning Tax Policy and Task Force in developing data-driven recommendations

## 6. Statewide Homelessness Prevention and Resolution

- Provide sustainable funding for the Office of Homelessness Initiatives and community partners

# Commissioner Warren-Gully

Arapahoe County



ADAMS • ARAPAHOE • BROOMFIELD • BOULDER • DENVER • DOUGLAS • JEFFERSON

# The 2022 Pledge

*In metro Denver we have a shared goal of making homelessness, rare, brief and non-recurring.*

*We understand that there are many paths to homelessness including high housing prices, stagnant wages, domestic violence, disability, chronic conditions, and mental and behavioral health challenges.*

*We are committed to addressing these core issues in an equitable manner to ensure that homelessness is not a destination, but rather a low point on the path toward a better future.*

*To this end, we pledge to work together and exercise leadership to:*

- Build on our success from year one of Built for Zero which reduced veteran homelessness by 15% despite rising rates of homelessness nationwide;*
- Use the shared Homeless Management Information System or "HMIS" database that enables us to better serve our neighbors experiencing homelessness regardless of their location in the region;*
- Tailor our interventions and methods to reflect peer reviewed best practices;*
- Collaborate regionally to maximize our investments in housing, treatment and other critical resources.*

QR  
Code to  
Sign the  
Pledge





# Closing Remarks: Governor Jared Polis



# Thank You

Please expect an email with today's information, links, and action steps.