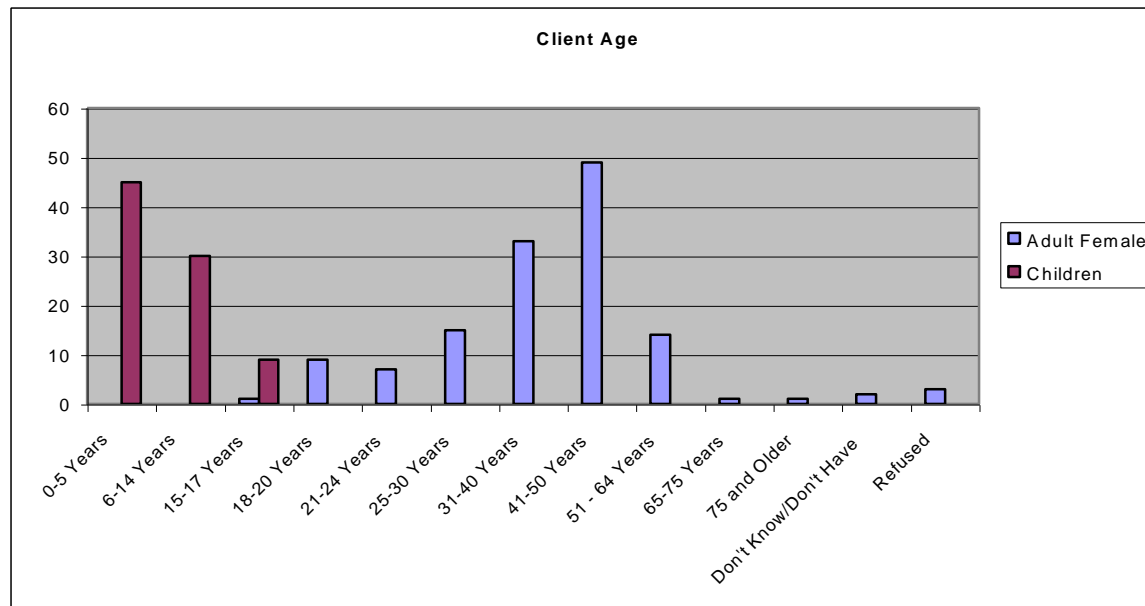
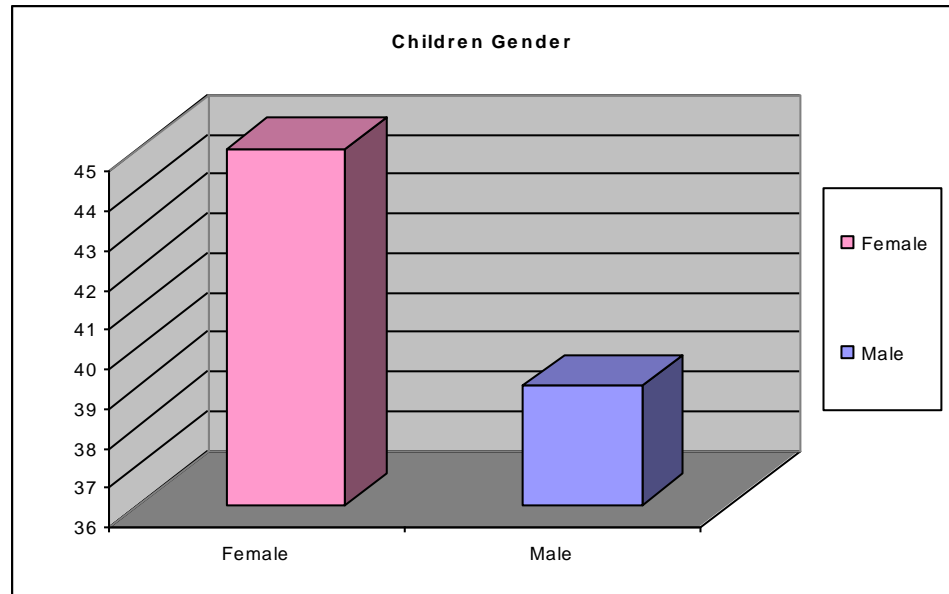


## Addendum A Domestic Violence 2009 Homeless Point In Time Count

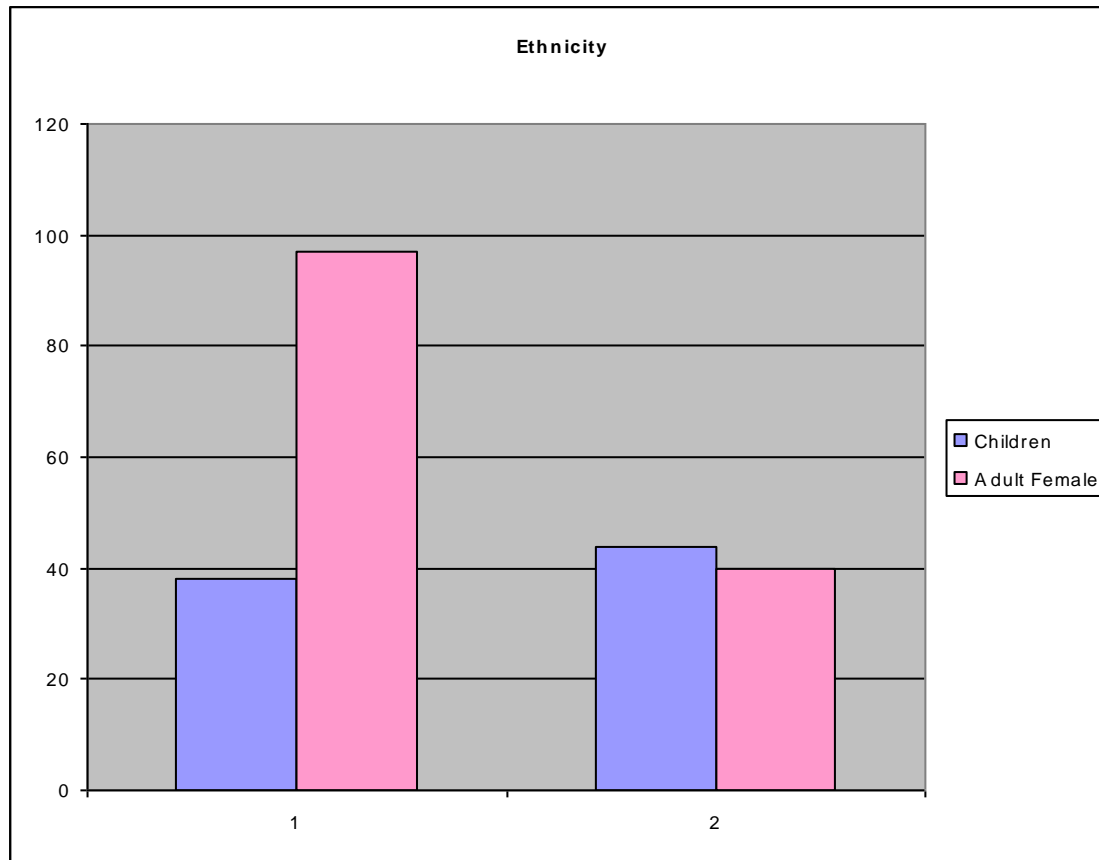
Age Breakdowns – All Persons	Total # of Adult Females Head of Household	Total # Adult Males Head of Household	Total # Children
<b>Age Breakdowns</b>			
0-5 Years			45
6-14 Years			30
15-17 Years		1	0
18-20 Years		9	0
21-24 Years		7	0
25-30 Years		15	0
31-40 Years		33	0
41-50 Years		49	0
51 - 64 Years		14	0
65-75 Years		1	0
75 and Older		1	0
Don't Know/Don't Have		2	0
Refused		3	0
<b>Total</b>	<b>135</b>	<b>0</b>	<b>84</b>



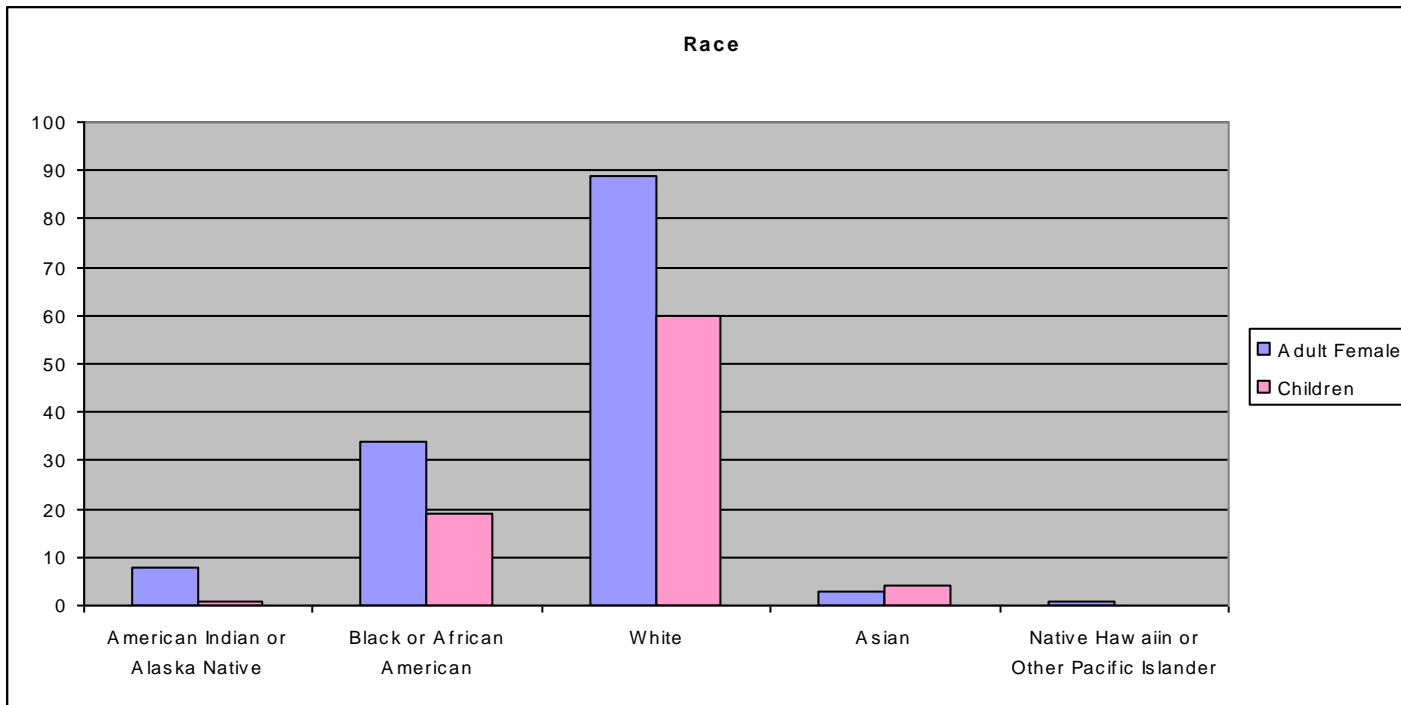
Gender	Total # of Adult Females Head of Household	Total # Adult Males Head of Household	Total # Children
Female	135	0	45
Male	0	0	39
<b>Total</b>	135		84



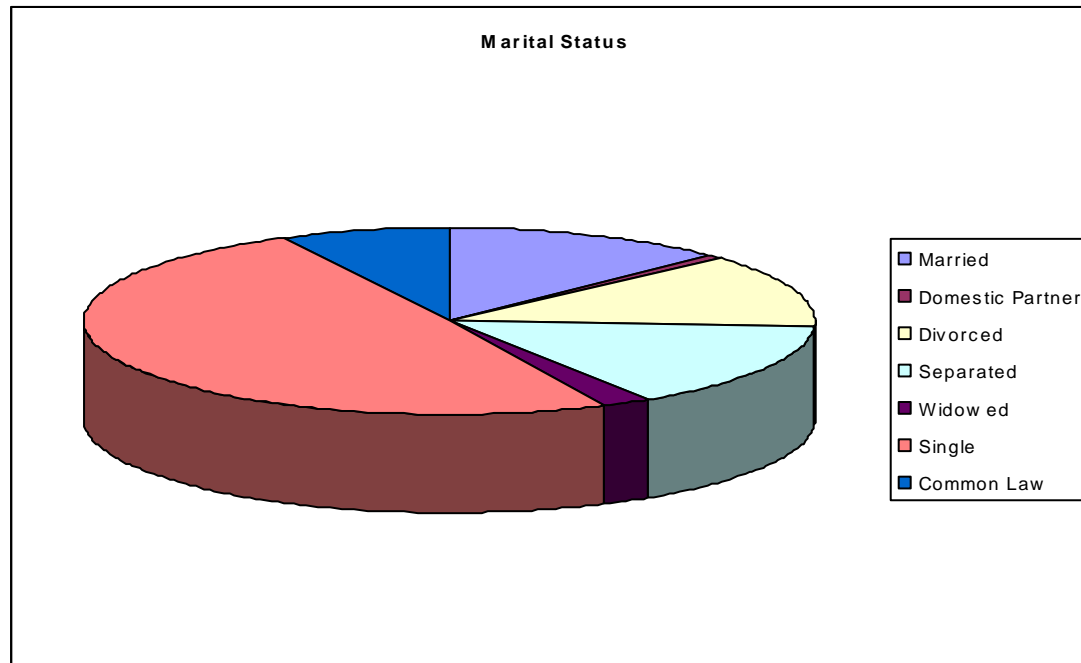
Ethnicity – All Persons	Total # of Adult Females Head of Household	Total # Adult Males Head of Household	Total # Children
Hispanic	38	0	44
Non-Hispanic	97	0	40
<b>Total</b>	<b>135</b>		<b>84</b>



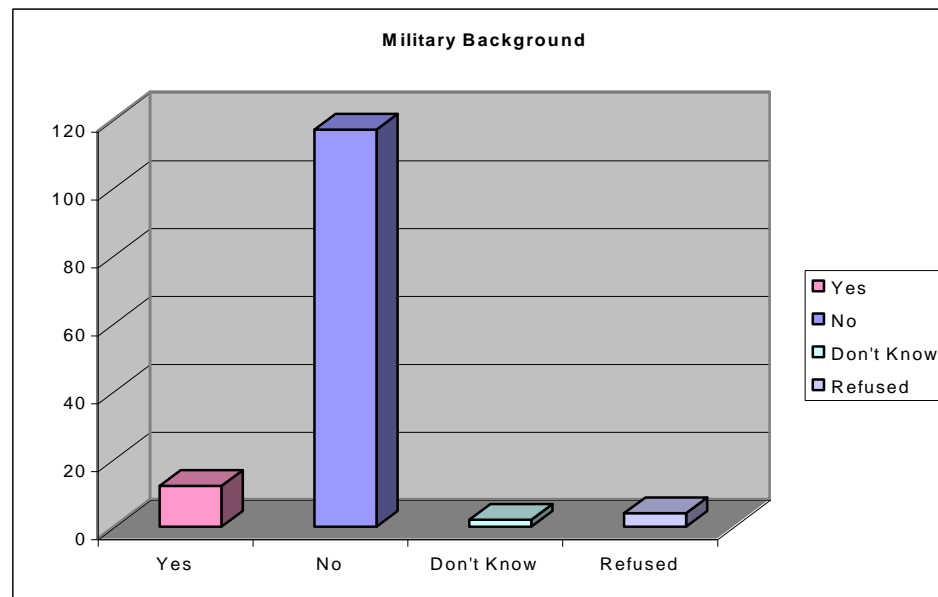
Race – All Persons	Total # of Adult Females Head of Household	Total # Adult Males Head of Household	Total # Children
American Indian or Alaska Native	8	0	1
Black or African American	34	0	19
White	89	0	60
Asian	3	0	4
Native Hawaiian or Other Pacific Islander	1	0	0
<b>Total</b>	<b>135</b>	<b>0</b>	<b>84</b>



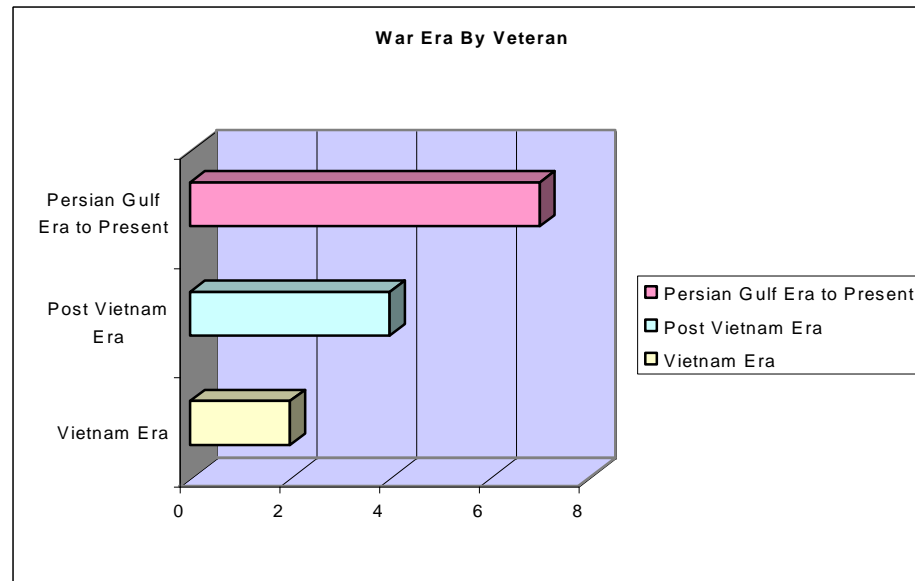
Marital Status	Total # of Adult Females Head of Household	Total # Adult Males Head of Household
Married	17	0
Domestic Partner	1	0
Divorced	17	0
Separated	20	0
Widowed	3	0
Single	67	0
Common Law	10	0
<b>Total</b>	<b>135</b>	<b>0</b>



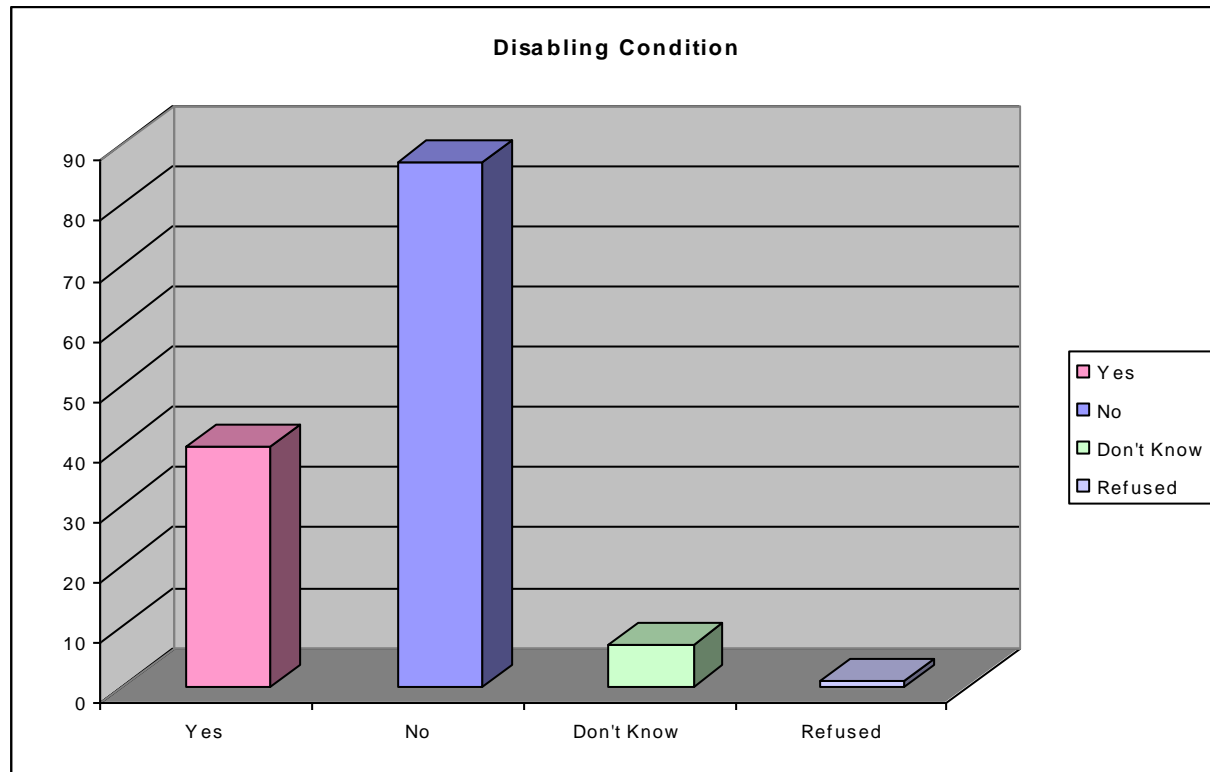
<b>Military Background</b>	<b>Total # of Adult Females Head of Household</b>	<b>Total # Adult Males Head of Household</b>
Yes	12	0
No	117	0
Don't Know	2	0
Refused	4	0
<b>Total</b>	<b>135</b>	<b>0</b>



Military Service	Total # of Adult Females Head of Household	Total # Adult Males Head of Household
Vietnam Era	2	0
Post Vietnam Era	4	0
Persian Gulf Era to Present	6	0
Don't Know	0	0
Refused	0	0
<b>Total</b>	<b>12</b>	<b>0</b>

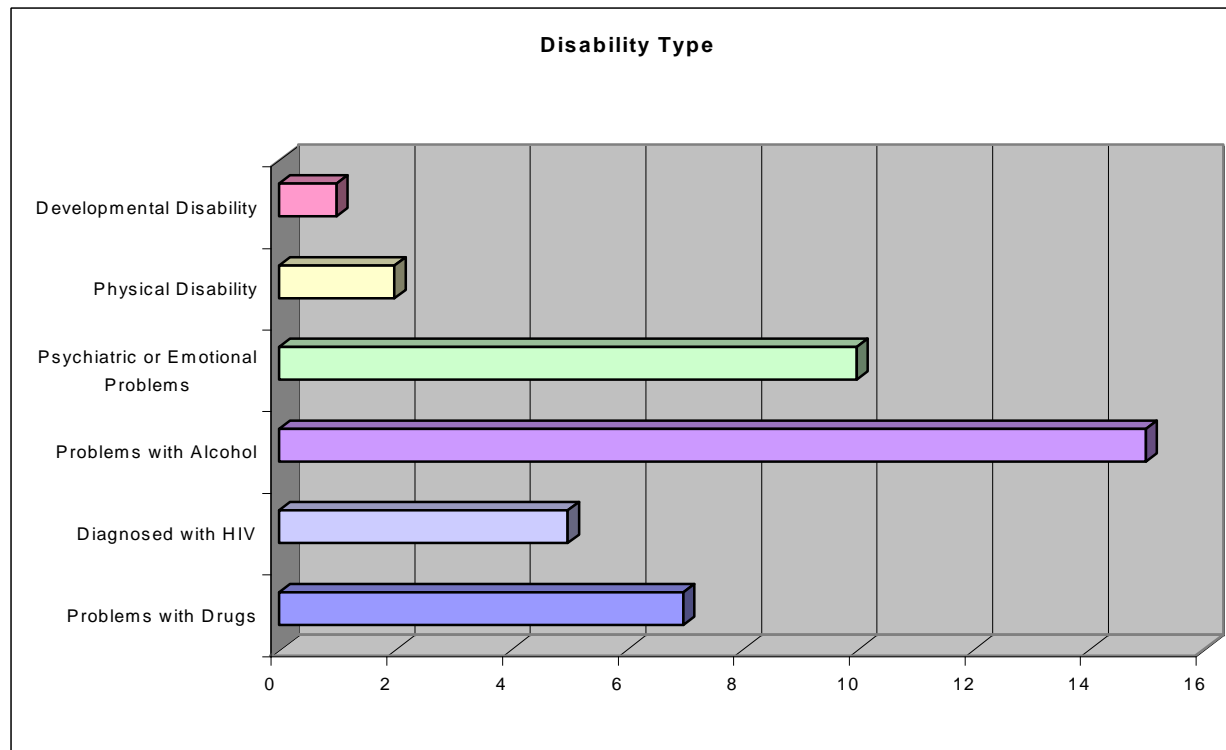


Disabling Condition	Total # of Adult Females Head of Household	Total # Adult Males Head of Household
Yes	40	0
No	87	0
Don't Know	7	0
Refused	1	0
<b>Total</b>	<b>135</b>	<b>0</b>

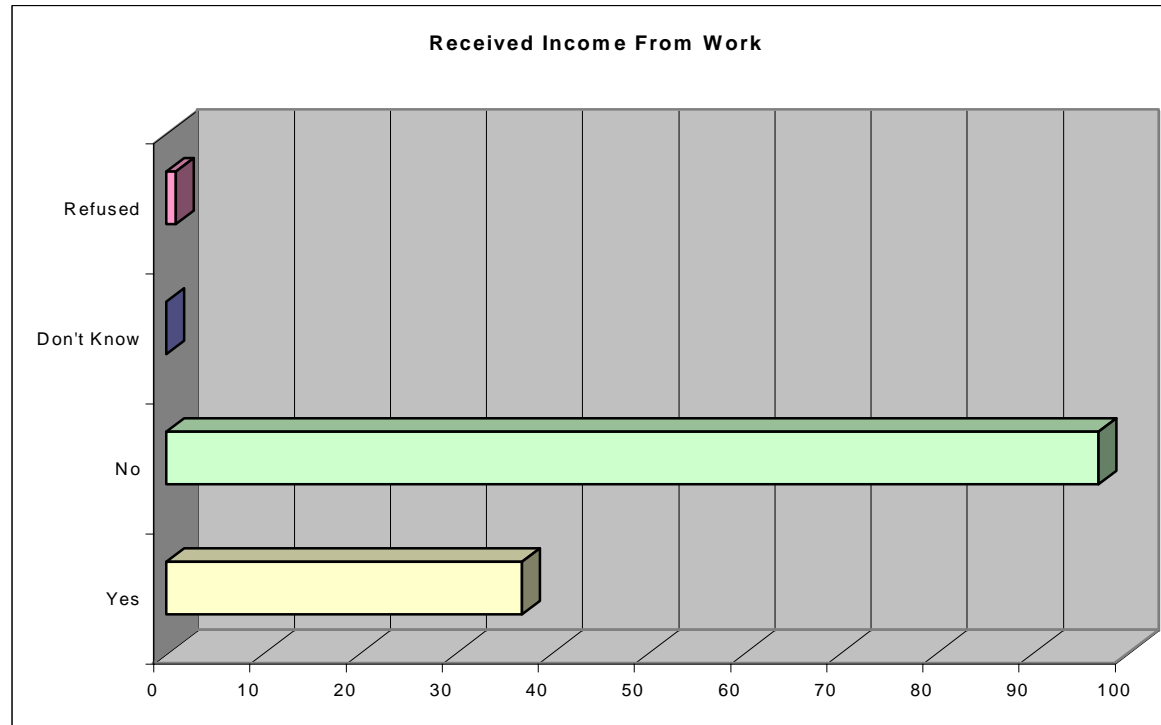




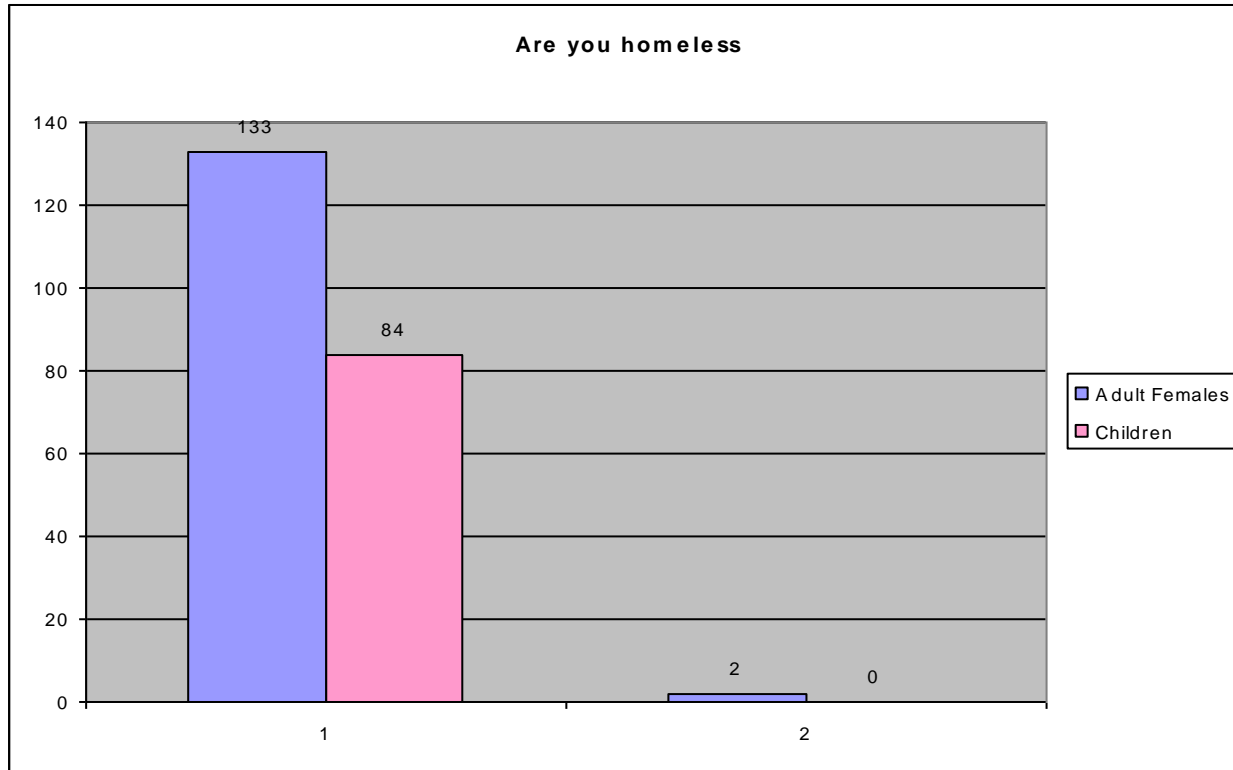
Disabling Condition Type	Total # of Adult Females Head of Household	Total # Adult Males Head of Household
Problems with Drugs	7	0
Diagnosed with HIV	5	0
Problems with Alcohol	15	0
Psychiatric or Emotional Problems	10	0
Physical Disability	2	0
Developmental Disability	1	0
<b>Total</b>	<b>40</b>	<b>0</b>



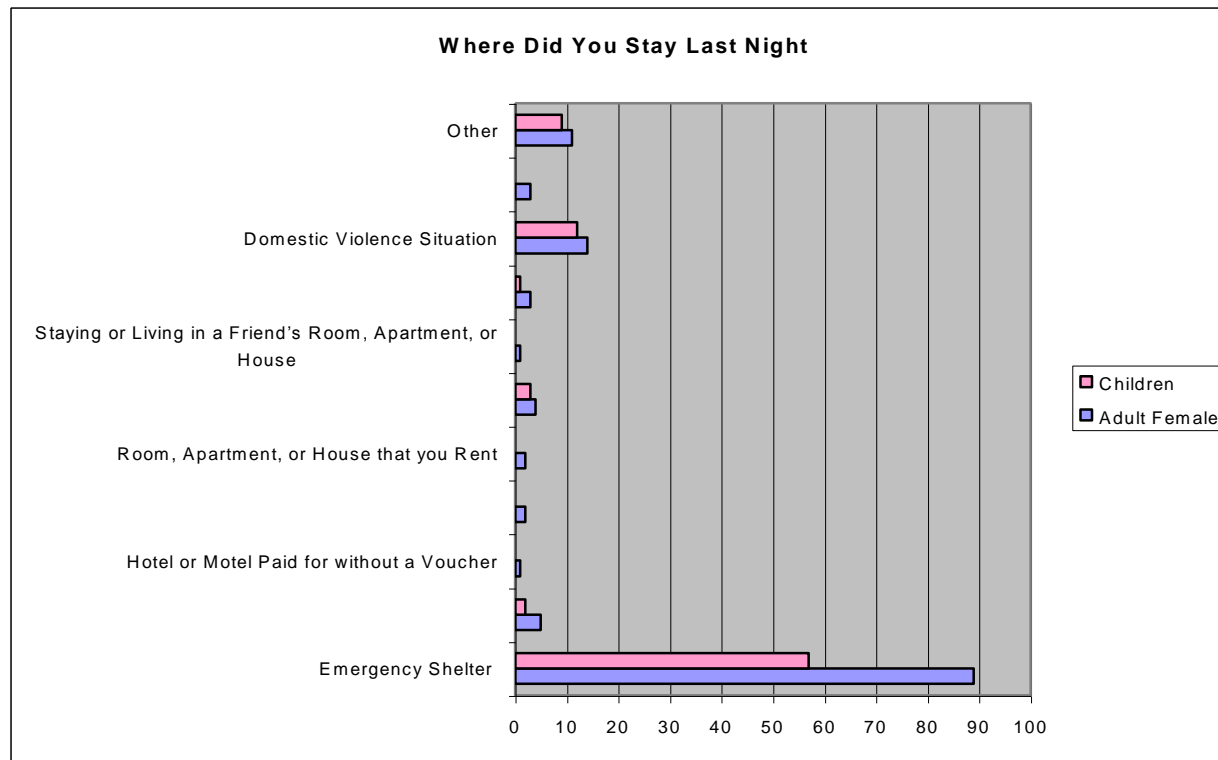
Received Income from Work Last Month	Total # of Adult Females Head of Household	Total # Adult Males Head of Household
Yes	37	0
No	97	0
Don't Know	0	0
Refused	1	0
<b>Total</b>	<b>135</b>	<b>0</b>



Are You Homeless	Total # of Adult Females Head of Household	Total # Adult Males Head of Household	Total # Children
Yes	133	0	84
No	2	0	0
<b>Total</b>	<b>135</b>	<b>0</b>	<b>84</b>

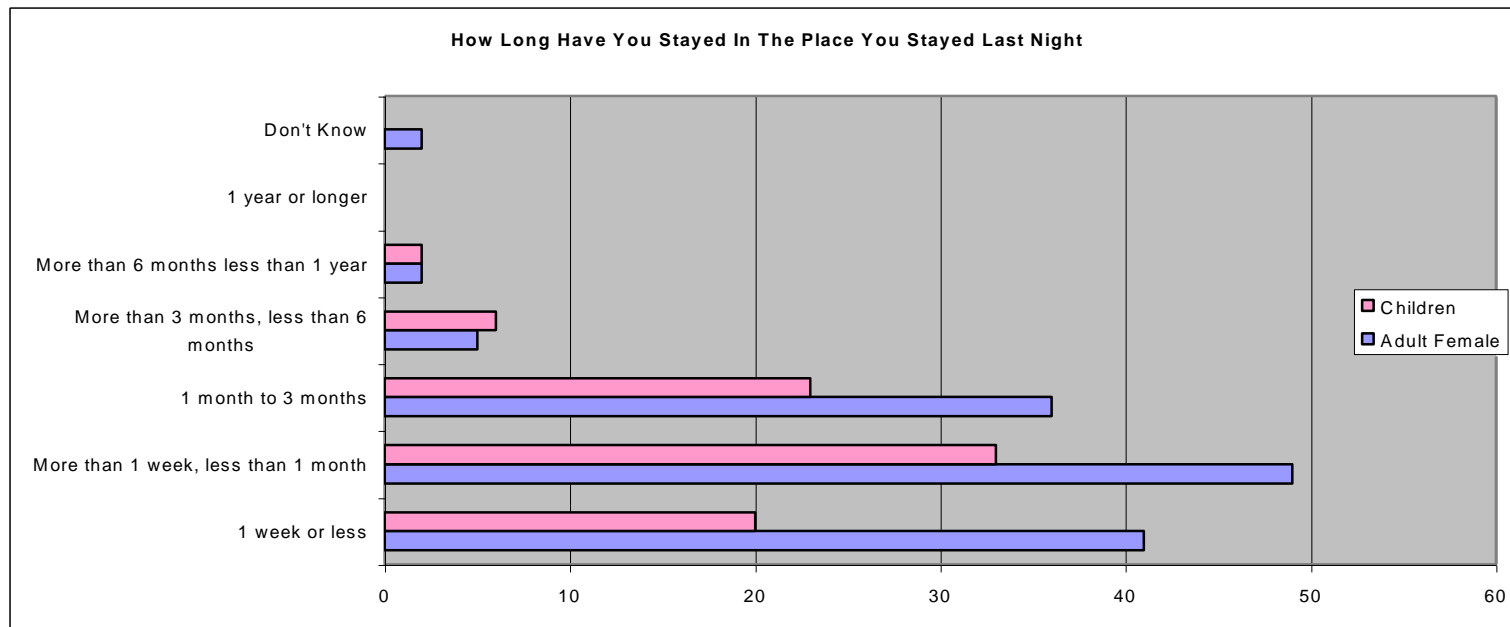


Where Did You Stay Last Night	Total # of Adult Females Head of Household	Total # Adult Males Head of Household	Total # Children
Emergency Shelter	89	0	57
Hotel or Motel Paid for with a Voucher	5	0	2
Hotel or Motel Paid for without a Voucher	1	0	0
Living with Family or Friends	2	0	0
Room, Apartment, or House that you Rent	2	0	0
Staying or Living in a Family Member's Room, Apartment or House	4	0	3
Staying or Living in a Friend's Room, Apartment, or House	1	0	0
Transitional Housing for Homeless Persons	3	0	1
Domestic Violence Situation	14	0	12
Don't Know	3	0	0
Other	11	0	9
<b>Total</b>	<b>135</b>	<b>0</b>	<b>84</b>



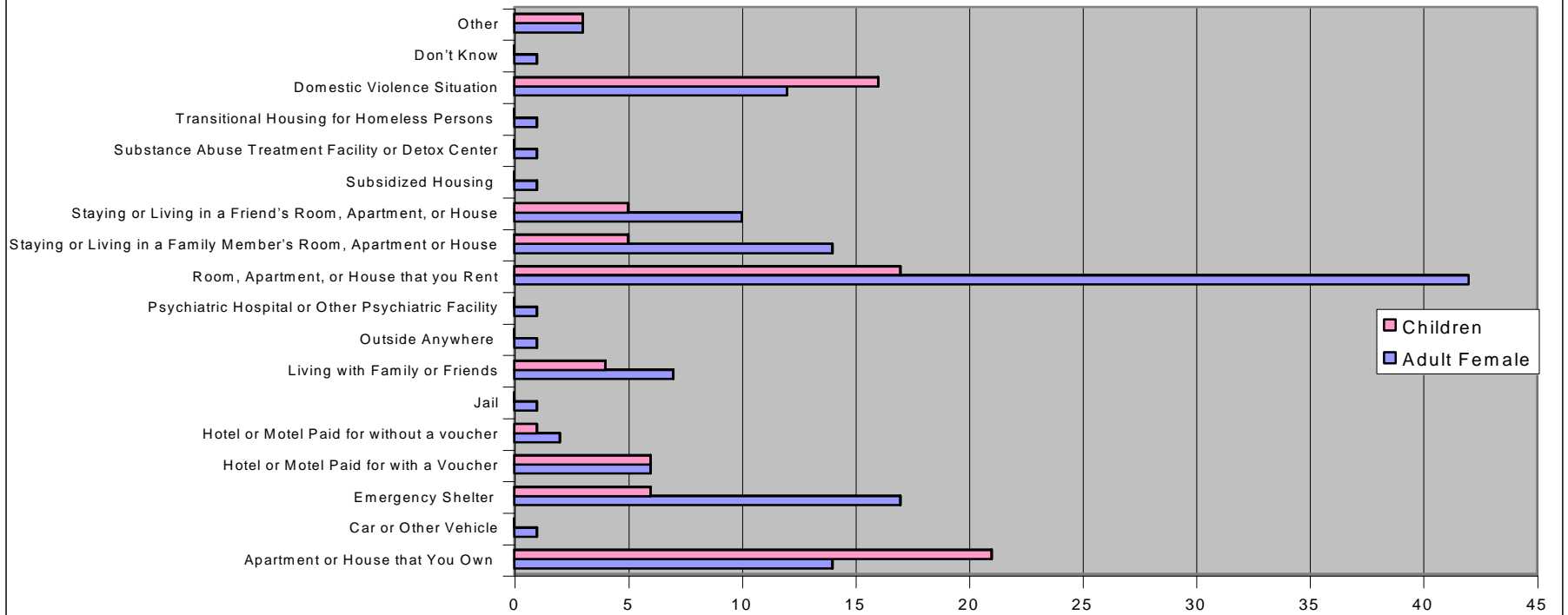
If You Are Currently Housed, Are You Being Evicted Within 7 Days?	Total # of Adult Females Head of Household	Total # Adult Males Head of Household	Total # Children
Yes	12	0	4
No	0	0	0
Don't Know	0	0	0

How Long Have You Stayed at the Place You Spent Last Night?	Total # of Adult Females Head of Household	Total # Adult Males Head of Household	Total # Children
1 week or less	41	0	20
More than 1 week, less than 1 month	49	0	33
1 month to 3 months	36	0	23
More than 3 months, less than 6 months	5	0	6
More than 6 months less than 1 year	2	0	2
1 year or longer	0	0	0
Don't Know	2	0	0
<b>Total</b>	<b>135</b>	<b>0</b>	<b>84</b>

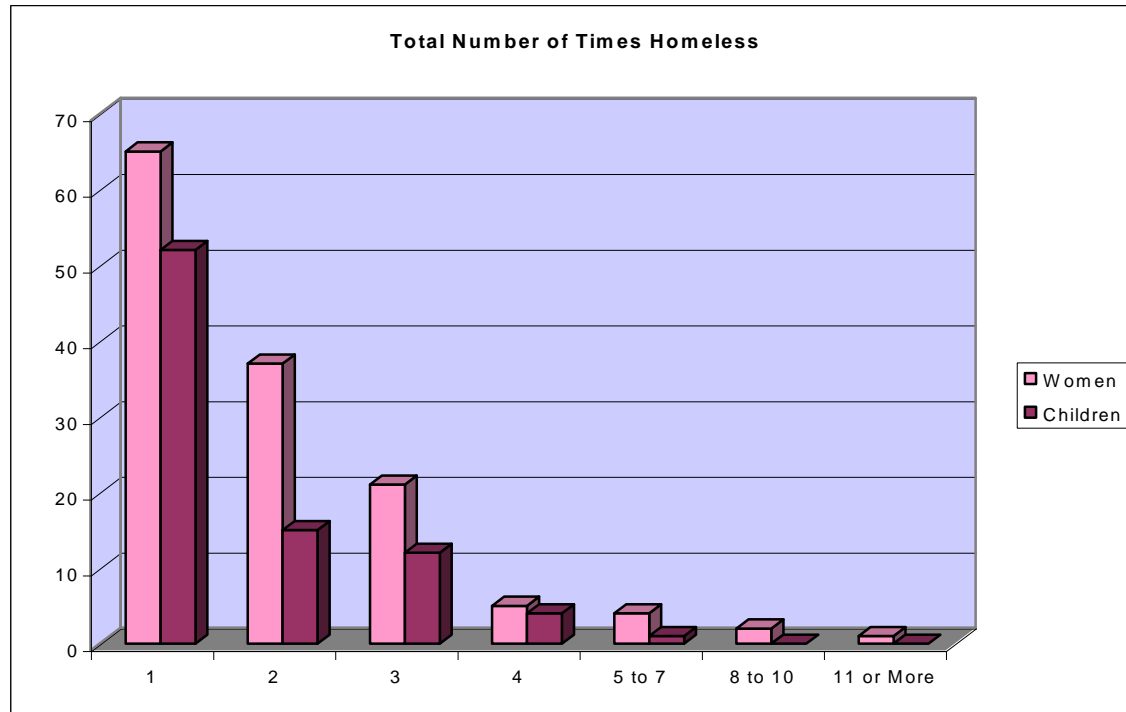


<b>Where Did You Stay Before Your Most Recent Location?</b>	<b>Total # of Adult Females Head of Household</b>	<b>Total # Adult Males Head of Household</b>	<b>Total # Children</b>
Apartment or House that You Own	14	0	21
Car or Other Vehicle	1	0	0
Emergency Shelter	17	0	6
Hotel or Motel Paid for with a Voucher	6	0	6
Hotel or Motel Paid for without a Boucher	2	0	1
Jail	1	0	0
Living with Family or Friends	7	0	4
Outside Anywhere	1	0	0
Psychiatric Hospital or Other Psychiatric Facility	1	0	0
Room, Apartment, or House that you Rent	42	0	17
Staying or Living in a Family Member's Room, Apartment or House	14	0	5
Staying or Living in a Friend's Room, Apartment, or House	10	0	5
Subsidized Housing	1	0	0
Substance Abuse Treatment Facility or Detox Center	1	0	0
Transitional Housing for Homeless Persons	1	0	0
Domestic Violence Situation	12	0	16
Don't Know	1	0	0
Other	3	0	3
<b>Total</b>	<b>135</b>	<b>0</b>	<b>84</b>

## Where Did You Stay Before Your Most Recent Location

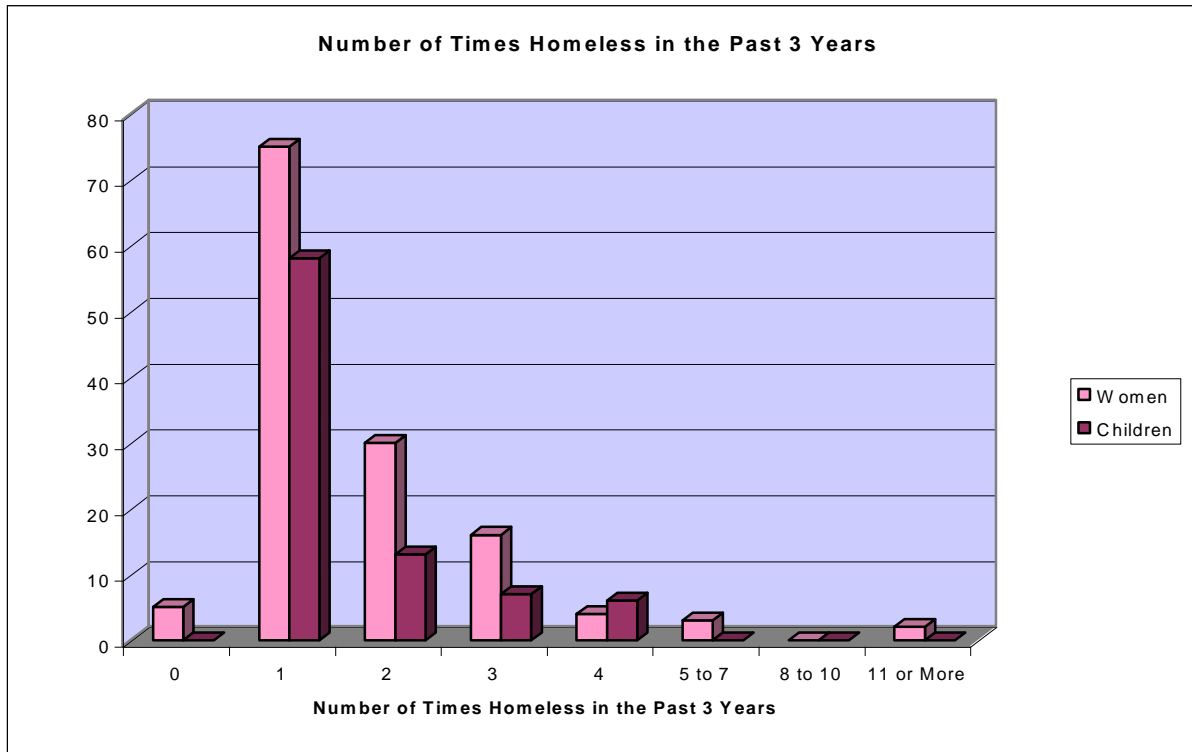


Total Number of Times Homeless	Total # of Adult Females Head of Household	Total # Adult Males Head of Household	Total # Children
0	0	0	0
1	65	0	52
2	37	0	15
3	21	0	12
4	5	0	4
5 to 7	4	0	1
8 to 10	2	0	0
11 or More	1	0	0
<b>Total</b>	<b>135</b>	<b>0</b>	<b>84</b>

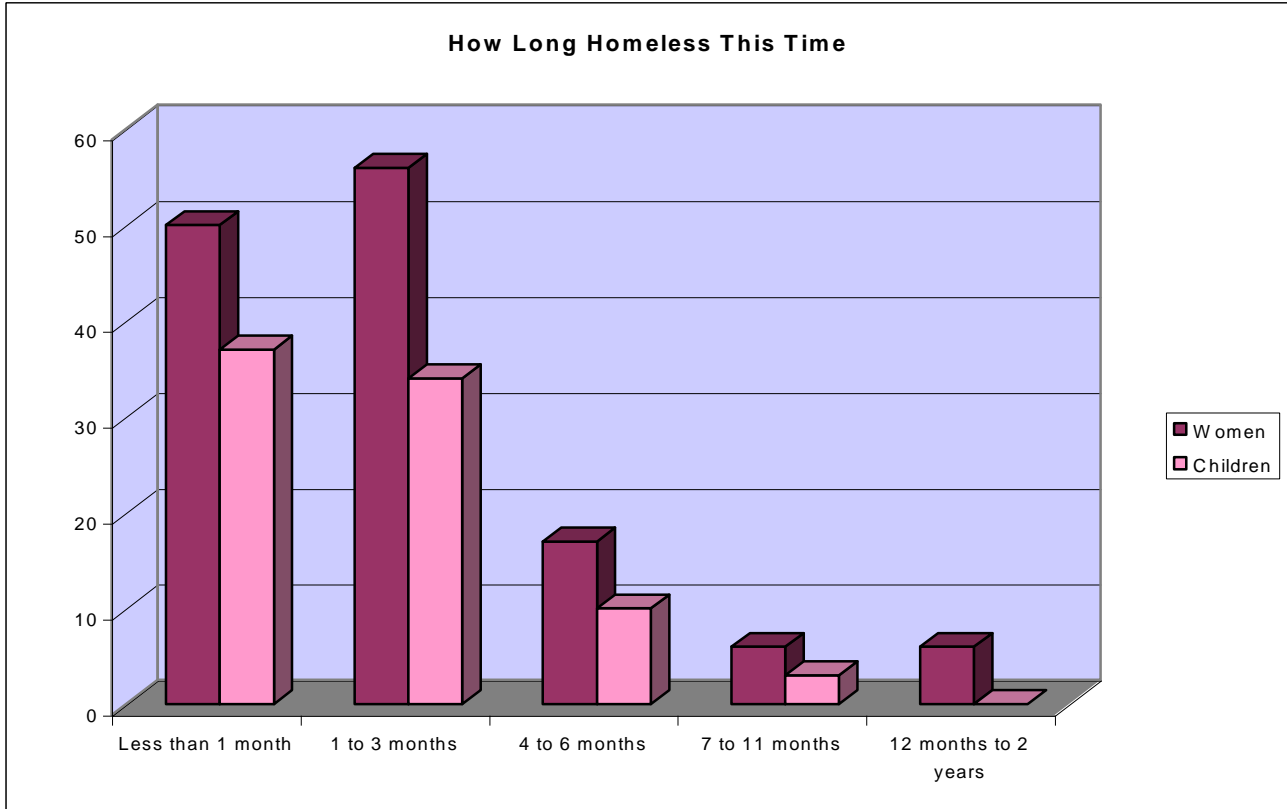




Number of Times Homeless in Past Three Years	Total # of Adult Females Head of Household	Total # Adult Males Head of Household	Total # Children
0	5	0	0
1	75	0	58
2	30	0	13
3	16	0	7
4	4	0	6
5 to 7	3	0	0
8 to 10	0	0	0
11 or More	2	0	0
<b>Total</b>	<b>135</b>	<b>0</b>	<b>84</b>

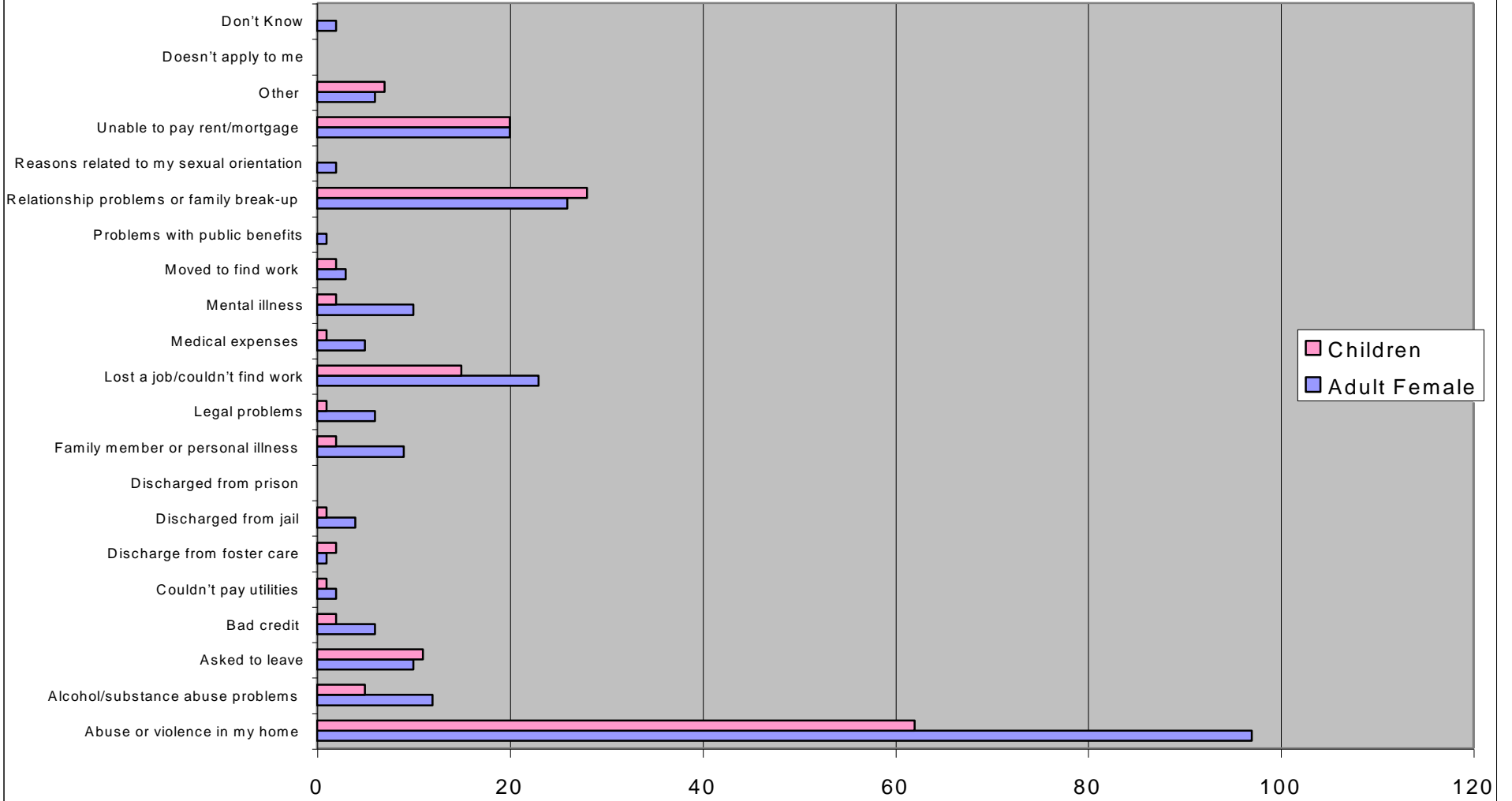


How Long Have You Been Homeless This Time	Total # of Adult Females Head of Household	Total # Adult Males Head of Household	Total # Children
Less than 1 month	50	0	37
1 to 3 months	56	0	34
4 to 6 months	17	0	10
7 to 11 months	6	0	3
12 months to 2 years	6	0	0
<b>Total</b>	<b>135</b>	<b>0</b>	<b>84</b>

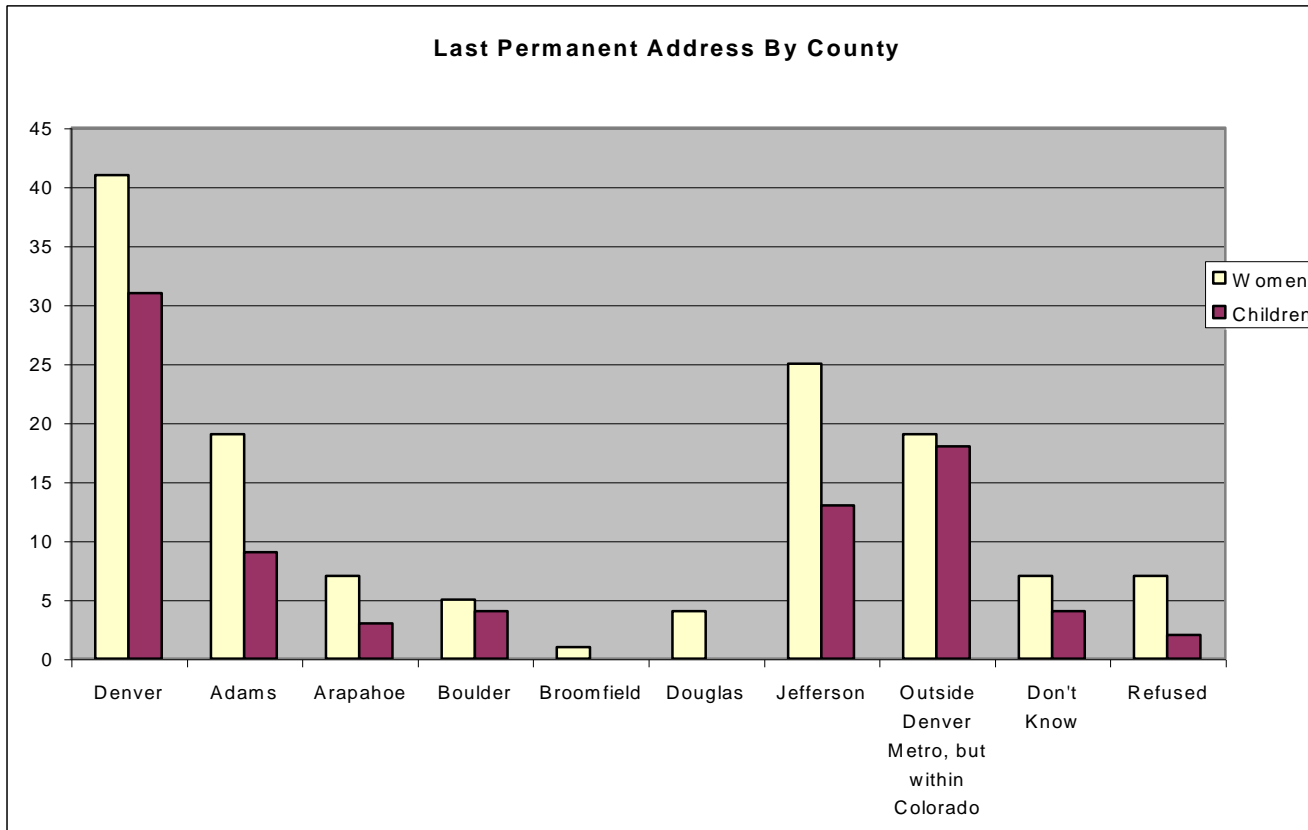


<b>Reasons or Contributing Factors to Homeless Situation</b>	<b>Total # of Adult Females Head of Household</b>	<b>Total # Adult Males Head of Household</b>	<b>Total # Children</b>
(Multiple response - count total checks for each reason)			
Abuse or violence in my home	97	0	62
Alcohol/substance abuse problems	12	0	5
Asked to leave	10	0	11
Bad credit	6	0	2
Couldn't pay utilities	2	0	1
Discharge from foster care	1	0	2
Discharged from jail	4	0	1
Discharged from prison	0	0	0
Family member or personal illness	9	0	2
Legal problems	6	0	1
Lost a job/couldn't find work	23	0	15
Medical expenses	5	0	1
Mental illness	10	0	2
Moved to find work	3	0	2
Problems with public benefits	1	0	0
Relationship problems or family break-up	26	0	28
Reasons related to my sexual orientation	2	0	0
Unable to pay rent/mortgage	20	0	20
Other	6	0	7
Doesn't apply to me	0	0	0
Don't Know	2	0	0
<b>Total</b>	<b>245</b>	<b>0</b>	<b>162</b>

## Reasons or Contributing Factor to Homeless Situation



Last Permanent Address County	Total # of Adult Females Head of Household	Total # Adult Males Head of Household	Total # Children
Denver	41	0	31
Adams	19	0	9
Arapahoe	7	0	3
Boulder	5	0	4
Broomfield	1	0	0
Douglas	4	0	0
Jefferson	25	0	13
Outside Denver Metro, but within Colorado	19	0	18
Don't Know	7	0	4
Refused	7	0	2
<b>Total</b>	<b>135</b>	<b>0</b>	<b>84</b>



Last Permanent Address - State	Total # of Adult Females Head of Household	Total # Adult Males Head of Household	Total # Children
Colorado	113	0	74
Other State	15	0	9
Don't Know	4	0	1
Refused	3	0	0
<b>Total</b>	<b>135</b>	<b>0</b>	<b>84</b>

